GLASS-LINED PIPING
TUYAUTERIE ÉMAILLÉE
EMAILLIERTE ROHRLEITUNGEN

De Dietrich
PROCESS SYSTEMS

TABLE OF CONTENTS
TABLE DES MATIÈRES
INHALTVERZEICHNIS



TABLE OF CONTENTS - Table des matières - Inhaltverzeichnis 1

GENERAL INFORMATION - Informations générales - Allgemeine Informationen 3-4

PIPES AND FITTINGS - Éléments de tuyauterie - Rohrleitungsteile - DIN 2873 PN10

STRAIGHT PIPES - Tuyaux droits - Gerade Rohre 6
ELBOWS - Coudes - Bogen 7
REDUCERS - Réductions - Reduzierstücke 8
EQUAL TEES / REDUCING TEES - Tés égaux / Tés réduits - T-Stücke / Reduzierte T-Stücke 9
EQUAL / REDUCING CROSSES - Croix égales / réduites - Kreuzstücke / Reduzierte Kreuzstücke 10
INSTRUMENT PIECES - Tés d'instrumentation - Instrumenten-Stücke 11
SPACERS / ANGLE SPACERS - Rondelles de compensation - Distanzringe / Winkelscheiben 12
BLIND FLANGES - Brides pleines - Blindflansche 13
REDUCING FLANGES - Brides de réduction - Reduzierflansche 14-15
SPLIT FLANGES - Brides folles - Losflansche 16
GASKETS - Joints - Dichtungen 17
EARTHING STUDS - Mise à la terre par goujons - Erdungsbolzen 18
JACKETED PIPES - Tuyaux à double enveloppe - Doppelmantelrohrleitungen 19
SPECIAL PARTS - Pièces spéciales - Spezialteile 20

PIPES AND FITTINGS - Éléments de tuyauterie - Rohrleitungsteile - ASME 150

STRAIGHT PIPES - Tuyaux droits - Gerade Rohre 22
ELBOWS - Coudes - Bogen 23
REDUCERS - Réductions - Reduzierstücke 24
EQUAL TEES / REDUCING TEES - Tés égaux / Tés réduits - T-Stücke / Reduzierte T-Stücke 25
EQUAL / REDUCING CROSSES - Croix égales / réduites - Kreuzstücke / Reduzierte Kreuzstücke 26
INSTRUMENT PIECES - Tés d'instrumentation - Instrumenten-Stücke 27
SPACERS / ANGLE SPACERS - Rondelles de compensation - Distanzringe / Winkelscheiben 28
BLIND FLANGES - Brides pleines - Blindflansche 29
REDUCING FLANGES - Brides de réduction - Reduzierflansche 30-31
SPLIT FLANGES - Brides folles - Losflansche 32
GASKETS - Joints - Dichtungen 33
EARTHING STUDS - Mise à la terre par goujons - Erdungsbolzen 34
JACKETED PIPES - Tuyaux à double enveloppe - Doppelmantelrohrleitungen 35
SPECIAL PARTS - Pièces spéciales - Spezialteile 36

De Dietrich
PROCESS SYSTEMS

GENERAL INFORMATION
INFORMATIONS GÉNÉRALES
ALLGEMEINE INFORMATIONEN



The transportation of solutions is essential in a process, that's why we have extended since many years our know-how in enamelled equipment to pipes and fittings.
Our glass-lined piping range benefits from the same enamel quality as used for our reactors. This allows us to meet perfectly the chemical and pharmaceutical industries requirements.

DD3009 Glass

A multipurpose enamel with optimal characteristics:

- Highly corrosive processes
- Abrasive product
- Multipurpose material / variety of uses
- Adapted to cGMP requirements, cleaning, cleanliness, sterilization
- Imprevious: no catalytic effect, no contamination
- According to food contact (EC regulation n° 1935/2004)
- Anti-adhesive: polymerization processes

Across the world, all De Dietrich Process Sytems plants apply the same quality of glass, the production of which is centralized in our French plant in Zinswiller. This approach ensures a perfect and reproducible quality.

Quality

All our products follow strictly the same manufacturing and quality control process in order to meet the chemical and pharmaceutical industries requirements.
Our whole range of piping is CE marking and respectful from standards (DIN EN 28721-4, EN ISO 2746).
Working conditions:
T° -25°/+260° ; P° -1/+10 bar

Availability

In order to meet the market's objectives, we have a continuous stock of over 12,000 items available, covering the sector's standard needs.

Le transport de fluides est essentiel dans un process, c'est la raison pour laquelle nous avons étendu depuis plusieurs années notre savoir-faire en équipement émaillé aux éléments de tuyauterie.
Notre gamme de tuyauterie standard et spéciale bénéficie d'une qualité d'émail identique à celle utilisée pour nos réacteurs, afin de pouvoir répondre aux fortes exigences des industries chimiques et pharmaceutiques.

Email DD3009

Un émail polyvalent pour des caractéristiques optimales :

- Process hautement corrosifs
- Produit abrasif
- Matériau multi -usage
- Adapté aux exigences cGMP : propreté, nettoyage, stérilisation
- Parfaitement étanche et inerte : pas d'effet catalytique, pas de contamination
- Conforme au règlement CE N° 1935/2004 pour le contact alimentaire
- Non adhérent : process de polymérisation

A travers le monde, toutes les usines de De Dietrich Process Systems utilisent la même qualité d'email dont la production est centralisée dans notre usine française à Zinswiller. Cette approche nous assure ainsi une qualité parfaite et reproductible.

Qualité

Nos processus très rigoureux de fabrication et de contrôle s'appliquent à tous nos produits, afin de répondre aux exigences des industries chimiques et pharmaceutiques.
L'ensemble de notre gamme de tuyauterie est certifié CE et répond aux tests en vigueur (DIN EN 28721-4, EN ISO 2746).
Conditions d'utilisation:
T° -25°/+260° ; P° -1/+10 bar

Disponibilité

Pour répondre rapidement aux objectifs du marché, nous avons un stock permanent de plus de 12.000 pièces couvrant l'ensemble des besoins standards.

Das sichere und dauerhafte Handling von Medien ist wichtig in einem Prozess. Deshalb haben wir vor vielen Jahren unser existierendes Know-how bei Apparaten um emaillierte Rohrleitungsteile und Formstücke erweitert. Um die höchsten Anforderungen der Chemie- u. Pharmaindustrie zu erfüllen verfügt das für die Beschichtung von Rohrleitungsteilen verwendete Email über die gleichen Eigenschaften wie jenes Email, welches in unseren Apparaten selbst zum Einsatz kommt-und das weltweit.

Email DD3009

Das einzigartige Email mit optimalen Eigenschaften:

- Für hochkorrosive Prozessbedingungen
- Für abrasive Produkte
- cGMP-gerecht und einfach zu Reinigen oder zu Sterilisieren
- Inert, keine katalytische Wirkung feststellbar
- Entspricht den Vorgaben der Lebensmittel Verordnung (EG) N°1935/2004
- Nicht anhaftend und somit selbst für Polymerisationsprozesse bestens geeignet

Das De Dietrich Email wird in unserem firmeneigenen Werk in Zinswiller, Frankreich selbst produziert und kontrolliert. Nur so kann eine gleichbleibend hohe Qualität aller weltweit in der Unternehmensgruppe gefertigten Email-Ausrüstungsteile sichergestellt werden.

Qualität

Alle unsere Produkte werden strikt nach den gleichen strengen Qualitätskontrollen und Herstellungsvorgaben gefertigt um den höchsten Qualitätsanforderungen der chemischen und pharmazeutischen Industrie zu genügen.
Unsere gesamte Rohrleitungsbaureihe ist CE-gekennzeichnet und entspricht den DIN EN 28721-4, EN ISO 2746 Normen.
Betriebsbedingungen:
T° -25°/+260° ; P° -1/+10 bar

Verfügbarkeit

Um der Marktanforderung nach möglichst kurzer Lieferzeit gerecht zu werden, verfügen wir über ein umfangreiches Lager mit mehr als 12.000 Rohrleitungsteilen.

De Dietrich
PROCESS SYSTEMS

Piping competencies

De Dietrich Process Systems engineering and consultancy skills, allow us to take part in large-scale projects. Worldwide, you can rely on the group's expertise to select or design products which are adapted to your needs.
De Dietrich Process Systems can additionally provide tailor-made solutions when required, manage a whole project (installation and commissioning) thanks to our worldwide fitters team.

Compétences en tuyauterie

Les capacités de conseil et d'ingéniérie de De Dietrich Process Systems permettent de répondre à des projets de grandes envergures. Partout dans le monde, vous pouvez vous appuyer sur le savoir-faire du Groupe pour sélectionner ou concevoir les produits les plus adaptés à vos besoins.
De Dietrich Process Systems est également capable de proposer des solutions sur mesure, de s'occuper du suivi de projet et de réaliser l'installation des équipements, ainsi que leur mise en route grâce à nos équipes de monteurs présentes dans le monde entier.

Unsere Kompetenz im Rohrleitungsbau emaillierter Leitungen

Hervorzuheben sind ferner unser großes Know-how für komplexe Anlagen und Rohrleitungssysteme. Eine umfassende Beratung seitens unserer Engineering-Teams ist sichergestellt. Damit können in Ihrem Unternehmen auch Großprojekte realisiert werden. Weltweit können Sie sich darauf verlassen, dass einer unsere Experten die optimale, auf Ihre Bedürfnisse zugeschnittene Leistung zur Verfügung stellt.
De Dietrich Process Systems kann dank eines großen Montage und Ingenieurteams neben der eigentlichen Herstellung der Rohrteile und Sonderteile, auch das Projektmanagement, die Montage oder Supervision der Installation sowie Unterstützung bei der Inbetriebnahme anbieten.

Special parts

Thanks to our know how, we have the ability to provide you special piping in their dimensions and design (special length, jacketed pipes, etc.).
Please ask our experts for special requirements.

Pièces spéciales

Grâce à notre savoir-faire, nous avons également la possibilité de vous proposer des éléments de tuyauterie sur-mesure, dans leurs dimensions et conception (longueur spéciale, tuyauterie double enveloppe, etc…).
N'hésitez pas à nous consulter pour toutes demandes spécifiques.

Sonderfertigungen

Es können auch kundenspezifische Lösungen und Sonderteile gefertigt werden, z.B. Sonderlängen, Passstücke, Verteilerrohre mit Mehrfachanschlüssen, Doppelmantelrohrleitungsteile und vieles mehr.
Sprechen Sie uns an, wir finden sicherlich eine Lösung.

References - Références - Referenzen

- 3M, BASF, Bayer, Borsodchem, Briar, CABB, Cabot, Eurenco, Evonik, Lanxess, Merck, Novartis, PCC Rokita, Pierre Fabre, Sanofi, Solvay, Syngenta Crop Protection, Thor, ...

PIPES AND FITTINGS

Éléments de Tuyauterie - Rohrleitungsteile

According to DIN 2873 standard PN10
Selon norme DIN 2873 PN10
Nach DIN 2873 Standard PN10

De Dietrich
PROCESS SYSTEMS



STRAIGHT PIPES
TUYAUX DROITS
GERADE ROHRE

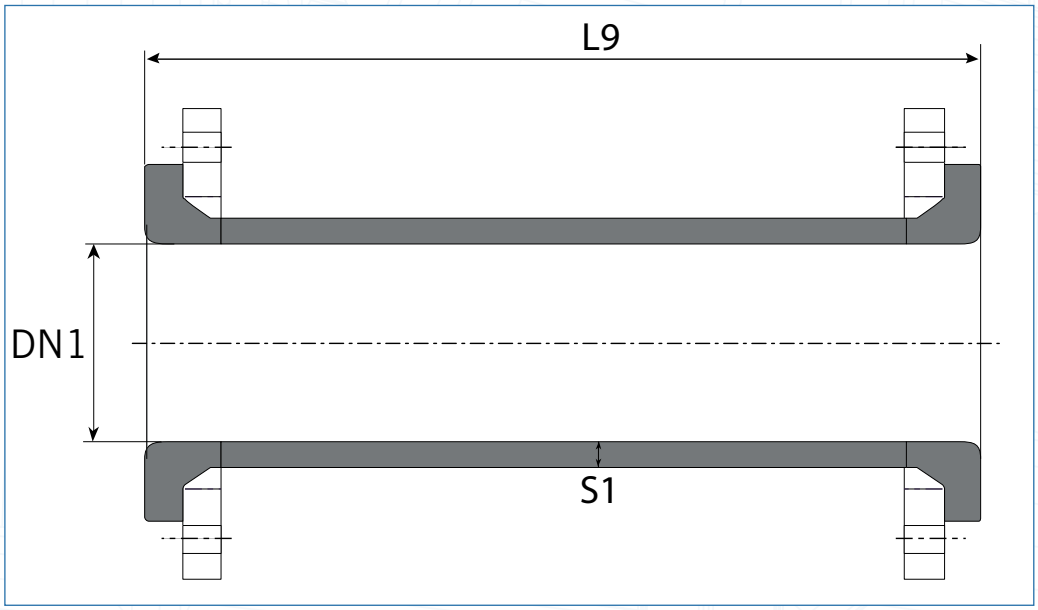

Weight without loose flanges (daN) / Poids unitaire sans brides folles (daN) / Gewicht ohne Losflanchen (daN)

L9	DN1													
	25	32	40	50	65	80	100	125	150	200	250	300	350	400
S1	3.6	3.6	3.6	4	5.16	5.6	6.3	6.55	7.1	8	10	10	10	10
100	1.1	1.4	1.6	1.8	2.5	3.4	4	6.2	6.7	10.4	13.9	20.2	27.7	32.1
150	0.9	1.4	1.5	2	2.9	3.9	4.8	6.9	8.1	12.5	17.2	21.5	31.5	37.9
200	1.1	1.5	1.6	2.3	3.3	4.5	5.7	7.9	9.5	14.5	20.4	25.4	35.9	43
250	1.2	1.7	1.8	2.6	3.7	5.1	6.5	8.9	10.9	16.6	23.7	29.3	40.4	48.2
300	1.3	2.1	2.2	2.9	4.1	5.7	7.4	10	12.3	18.7	27	33.2	44.9	53.3
400	1.5	2.4	2.6	3.4	4.9	6.8	9.1	12.1	15.1	22.8	33.5	40.8	53.8	63.5
500	1.7	2.7	2.8	3.9	5.7	7.9	10.7	14.1	18	27	40	48.6	62.7	73.8
600	1.9	3.1	3.2	4.5	6.5	9.1	12.4	16.2	20.8	31.2	46.4	56.4	71.6	84
700	2.2	3.4	3.6	5.1	7.3	10.3	14.1	18.3	23.6	35.3	52.9	64.9	80.6	94.2
750	2.4	3.6	3.8	5.3	7.7	10.8	14.9	19.3	25	37.4	56.2	67.9	85	99.3
800	2.5	3.8	4	5.6	8.1	11.4	15.8	20.3	26.4	39.5	59.4	71.8	89.5	104.5
1000	3	4.4	4.8	6.7	9.6	13.7	19.1	24.5	32.1	47.8	72.4	87.3	107.3	124.9
1500	4.2	6.1	6.8	9.5	13.6	19.4	27.5	34.8	46.2	68.6	104.8	126.1	151.9	176.1
1800	4.9	7.2	7.9	11.2	16.1	22.9	32.5	41.1	54.6	81.1	124.3	149.2	178.7	206.8
2000	5.4	7.9	8.8	12.3	17.6	25.2	35.9	45.2	60.2	89.5	137.3	164.7	196.5	227.3
2500				15.1	21.6	31	44.3	55.5	74.4	110.2	169.7	203.4	241.2	278.5
3000				17.8	25.6	36.7	52.7	65.9	88.5	131.1	202.2	242.1	285.8	329.6

ELBOWS
COUDES
BOGEN

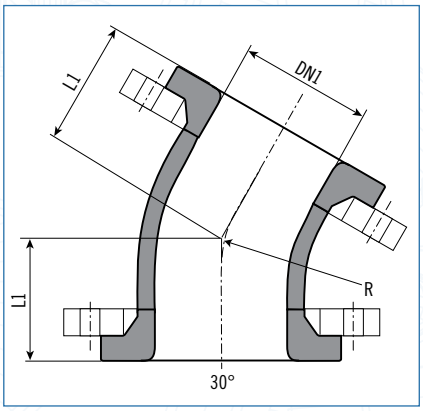

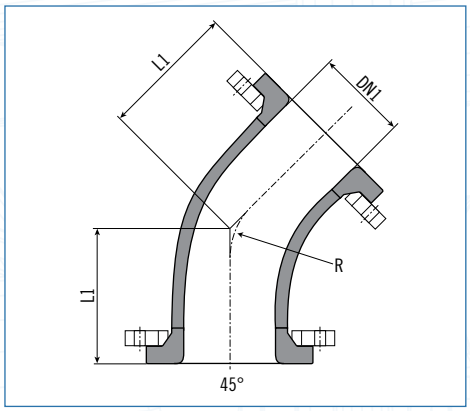

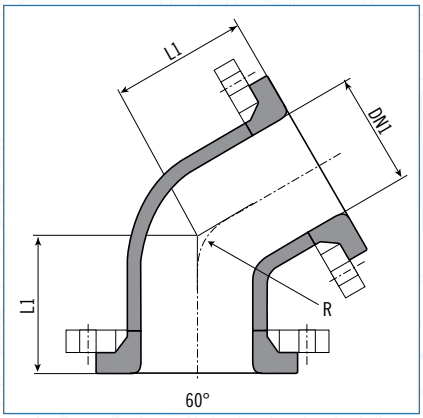

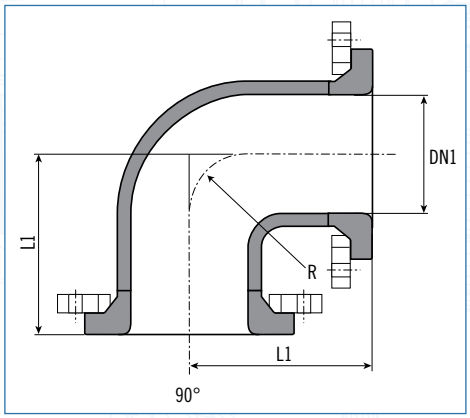

Weight without loose flanges (daN) / Poids unitaire sans brides folles (daN) / Gewicht ohne Losflanchen (daN)

α		DN1													
		25	32	40	50	65	80	100	125	150	200	250	300	350	400
30°	L1	50	60	65	70	70	80	85	90	100	120	140	160		
	R	38	47.6	57.2	76.2	95.2	76.2	101.6	127	152.4	203.2	254	304.8		
	daN	0.95	1.2	1.6	2.2	3.1	4.5	5.7	7.2	9	19	25.5	37		
45°	L1	60	65	70	80	85	95	105	125	150	180	220	260	270	300
	R	38	47.6	57.2	76.2	95.2	114.3	114.3	190.5	228.6	304.8	381	457.2	533.4	757
	daN	1	1.3	1.6	2.3	3.45	5	6.3	8.5	13	22	36	50	65	75
60°	L1	70	75	80	100	100	110	120	130	150	180	220	280		
	R	38	47.6	57.2	76.2	95.2	76.2	101.6	127	152.4	203.2	254	304.8		
	daN	1.4	1.6	2	2.5	4.3	5.2	6,7	10.3	13.5	21.6	35.9	59		
90°	L1	90	100	105	115	120	135	155	175	195	260	315	350	400	450
	R	38	47.6	57.2	76.2	95.2	76.2	101.6	127	152.4	203.2	254	304.8	355.6	406.4
	daN	1.1	1.8	1.6	3.5	3.7	5,5	7.4	12.5	14	26	43	65	75	95

De Dietrich
PROCESS SYSTEMS

REDUCERS
RÉDUCTIONS
REDUZIERSTÜCKE

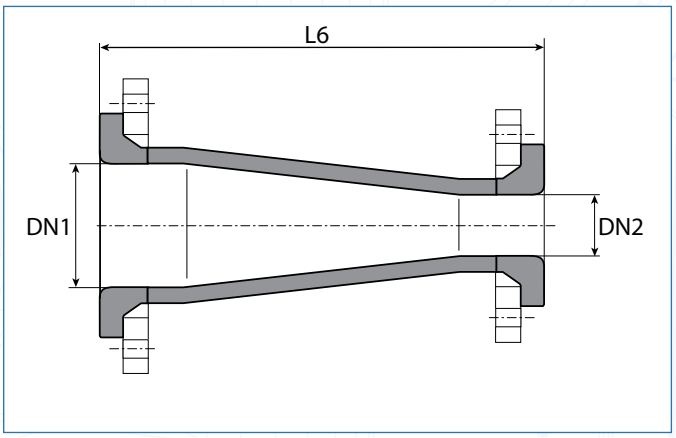

Concentric
Concentrique
Konzentrisch

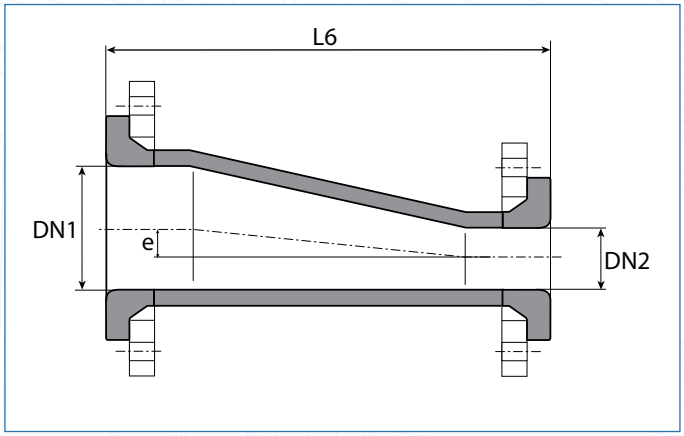

Eccentric
Excentrique
Exzentrisch

Weight without loose flanges (daN) / Poids unitaire sans brides folles (daN) / Gewicht ohne Losflanchen (daN)

	DN2																																						
	25			32			40			50			65			80			100			125			150			200			250			300			350		
DN1	L6	e	daN	L6	e	daN	L6	e	daN	L6	e	daN	L6	e	daN	L6	e	daN	L6	e	daN	L6	e	daN	L6	e	daN	L6	e	daN	L6	e	daN	L6	e	daN	L6	e	daN
32	140	4	1.2																																				
40	140	7	1.4	140	3	1.5																																	
50	140	13	2	140	9	2.1	140	6	2.2																														
65	150	21	2.2	150	17	2.3	150	14	2.4	150	8	2.5																											
80	160	26	2.8	160	23	2.9	160	20	3.4	160	14	3.5	160	6	3.6																								
100	175	38	4.1	175	33	4.2	175	33	4.3	175	27	5	175	19	5.1	175	13	5.4																					
125	200	52	5.6	200	47	5.9	200	45	6.4	200	40	6.8	200	32	6.9	200	25	7.4	200	13	8.8																		
150	225	66	6.8	225	62	7.1	225	59	7.4	225	53	8.4	225	46	8.7	225	40	8.5	225	27	10	225	14	10.5															
200							250	83	11.5	250	78	12.8	250	70	13.7	250	65	14.4	250	52	15.4	250	40	15.8	250	25	16.9												
250										300	100	19.6	300	94	20.8	300	88	22.2	300	79	22.5	300	67	22.8	300	52	23.6	300	27	25.9									
300										325	129	22.7	325	121	23.9	325	115	25.1	325	103	28.3	325	90	28.7	325	76	29.6	325	51	32	325	28	35.6						
350																									420	96	37	420	72	41.2	420	48	47.2	420	21	51			
400																												440	91	48	440	65	54	440	38	58.5	440	17	64.3

EQUAL TEES / REDUCING TEES
TÉS ÉGAUX / TÉS RÉDUITS
T-STÜCKE / REDUZIERTE T-STÜCKE

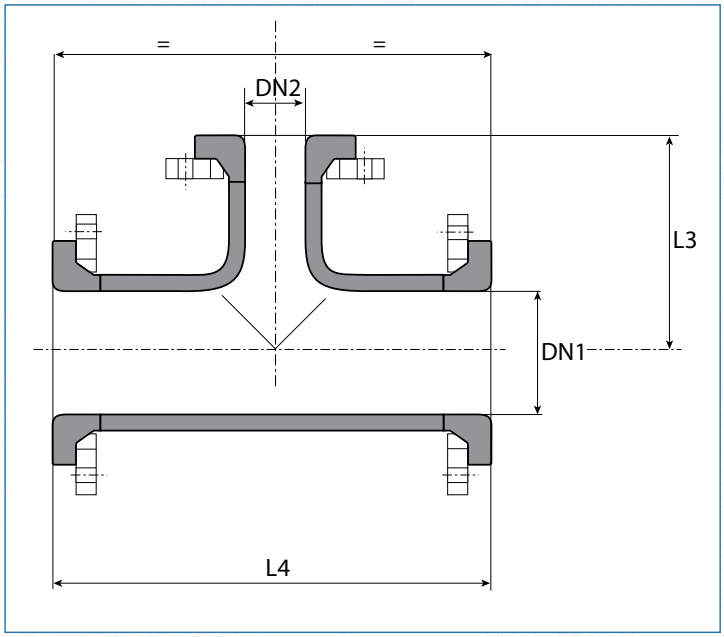

Weight without loose flanges (daN) / Poids unitaire sans brides folles (daN) / Gewicht ohne Losflanchen (daN)

	DN2																																												
	25			32			40			50			65			80			100			125			150			200			250			300			350			400		
DN1	L4	L3	daN	L4	L3	daN	L4	L3	daN	L4	L3	daN	L4	L3	daN	L4	L3	daN	L4	L3	daN	L4	L3	daN	L4	L3	daN	L4	L3	daN	L4	L3	daN	L4	L3	daN	L4	L3	daN	L4	L3	daN
25	180	90	1.7																																										
32	200	95	1.8	200	100	1.9																																							
40	210	95	2.3	210	100	2.4	210	105	2.8																																				
50	230	100	3.2	230	105	3.7	230	110	3.5	230	115	3.9																																	
65	240	105	4.2	240	110	4.3	240	115	5.1	240	120	5.5	240	120	5.9																														
80	270	115	6.1	270	120	6.7	270	125	6.8	270	130	7.2	270	135	7.5	270	135	7.7																											
100	310	125	8.4	310	130	8.8	310	135	9.3	310	140	9.4	310	145	10	310	150	10.4	310	155	10.8																								
125	350	140	12	350	145	12.6	350	150	13.1	350	155	13.5	350	160	14.5	350	165	14.9	350	170	15.6	350	175	17.5																					
150	390	155	15.9	390	160	16	390	165	16.6	390	170	17.1	390	175	18.1	390	180	20	390	185	21	390	190	22.9	390	195	23																		
200	520	185	26	520	190	27.5	520	195	29.7	520	200	30.1	520	205	31.4	520	210	32.8	520	215	33.3	520	220	35.2	520	225	37.5	520	260	38															
250	630	230	45	630	235	46	630	240	48.4	630	245	50.8	630	250	51.5	630	255	52.2	630	260	54	630	265	56.4	630	270	58.2	630	275	63.9	630	315	64.2											
300	700	290	67	700	295	68	700	300	68	700	305	69	700	310	69	700	315	70	700	320	71	700	325	72	700	330	73	700	335	75	700	340	78	700	350	82								
350																									800	355	91	800	360	96	800	365	100	800	370	110	800	400	117					
400																									900	365	116	900	375	121	900	380	138	900	385	145	900	390	160	900	450	182

De Dietrich PROCESS SYSTEMS

EQUAL / REDUCING CROSSES
CROIX ÉGALES / RÉDUITES
KREUZSTÜCKE / REDUZIERTE KR.

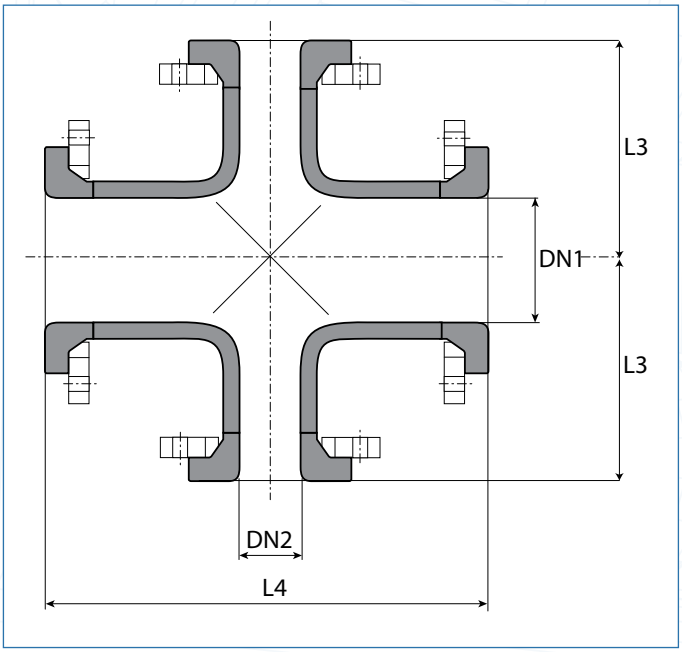

Weight without loose flanges (daN) / Poids unitaire sans brides folles (daN) / Gewicht ohne Losflanchen (daN)

	DN2																																			
	25			32			40			50			65			80			100			125			150			200			250			300		
DN1	L4	L3	daN	L4	L3	daN	L4	L3	daN	L4	L3	daN	L4	L3	daN	L4	L3	daN	L4	L3	daN	L4	L3	daN	L4	L3	daN	L4	L3	daN	L4	L3	daN	L4	L3	daN
25	180	90	2.2																																	
32	200	95	1.8	200	100	2.4																														
40	210	95	2.3	210	100	2.4	210	105	3.6																											
50	230	100	3.2	230	105	3.7	230	110	3.5	230	115	5																								
65	240	105	4.2	240	110	4.3	240	115	5.1	240	120	5.5	240	120	7.4																					
80	270	115	6.1	270	120	6.7	270	125	6.8	270	130	7.2	270	135	7.5	270	135	9.9																		
100	310	125	8.4	310	130	8.8	310	135	9.3	310	140	9.4	310	145	10	310	150	10.4	310	155	13.3															
125	350	140	12	350	145	12.6	350	150	13.1	350	155	13.5	350	160	14.5	350	165	14.9	350	170	15.6	350	175	20												
150	390	155	15.9	390	160	16	390	165	16.6	390	170	17.1	390	175	18.1	390	180	20	390	185	21	390	190	22.9	390	195	26									
200	520	185	26	520	190	27.5	520	195	29.7	520	200	30.1	520	205	31.4	520	210	32.8	520	215	33.3	520	220	35.2	520	225	37.5	520	260	38						
250	630	230	45	630	235	46	630	240	48.4	630	245	50.8	630	250	51.5	630	255	52.2	630	260	54	630	265	56.4	630	270	58.2	630	275	63.9	630	315	64.2			
300	700	290	59.3	700	295	60.3	700	300	62.9	700	305	65.3	700	310	67.5	700	315	69.6	700	320	71.4	700	325	73.5	700	330	75	700	335	83.4	700	340	87	700	350	88

INSTRUMENT PIECES
TÉS D'INSTRUMENTATION
INSTRUMENTEN-STÜCKE

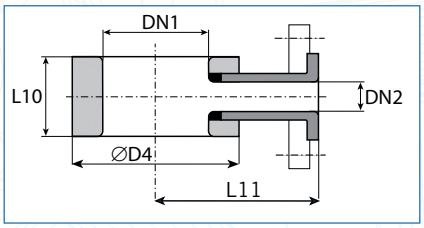

Weight without loose flanges (daN) / Poids unitaire sans brides folles (daN) / Gewicht ohne Losflanchen (daN)

			MM				daN		
DN1	DN2	d4	L10			L11	L10 = 50	L10 = 75	L10 = 100
25	25	68	50	75		90	1.8	2.4	
32	25	78	50	75		100	2.1	2.8	
40	25	88	50	75	100	110	2.5	3.4	4.3
40	32	88		75	100	110		3.5	4.4
50	25	102	50	75	100	120	3.0	4.2	5.3
50	32	102		75	100	120		4.3	5.4
50	40	102		75	100	120		4.5	5.6
65	25	122	50	75	100	135	3.9	5.5	7.2
65	32	122		75	100	135		5.6	7.3
65	40	122		75	100	135		5.8	7.5
65	50	122			100	135			7.9
80	25	138	50	75	100	145	4.6	6.6	8.6
80	32	138		75	100	145		6.7	8.7
80	40	138		75	100	145		6.9	8.9
80	50	138			100	145			9.3
100	25	158	50	75	100	155	5.1	7.4	9.6
100	32	158		75	100	155		7.5	9.7
100	40	158		75	100	155		7.7	9.9
100	50	158			100	155			10.3
125	25	188	50	75	100	170	6.3	9.2	12.1
125	32	188		75	100	170		9.3	12.2
125	40	188		75	100	170		9.5	12.4
125	50	188			100	170			12.8
150	25	214	50	75	100	190	7.4	10.8	14.2
150	32	214		75	100	190		10.9	14.3
150	40	214		75	100	190		11.1	14.5
150	50	214			100	190			14.9
200	25	270	50	75	100	215	10.2	15.0	19.8
200	32	270		75	100	215		15.1	19.9
200	40	270		75	100	215		15.3	20.1
200	50	270			100	215			20.5
250	25	322	50	75	100	245	12.8	19.0	25.1
250	32	322		75	100	245		19.1	25.2
250	40	322		75	100	245		19.3	25.4
250	50	322			100	245			25.8
300	25	370	50	75	100	270	14.4	21.3	28.2
300	32	370		75	100	270		22.0	30.0
300	40	370		75	100	270		22.5	30.3
300	50	370			100	270			30.4
350	40	430	50	75	100	300	20.0	30.5	40.0
350	50	430		75	100	300		31.0	40.5
400	40	482		75	100	330		37.0	49.5
400	50	482			100	330			50.0

De Dietrich
PROCESS SYSTEMS



SPACERS / ANGLE SPACERS
RONDELLES DE COMPENSATION
DISTANZRINGE / WINKELSCHEIBEN

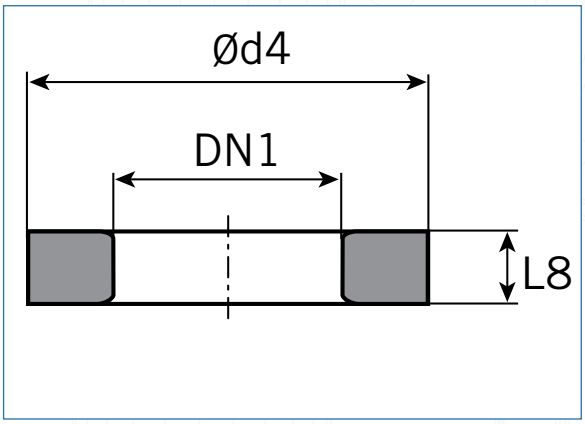

Spacers
Rondelles de compensation
Distanzringe

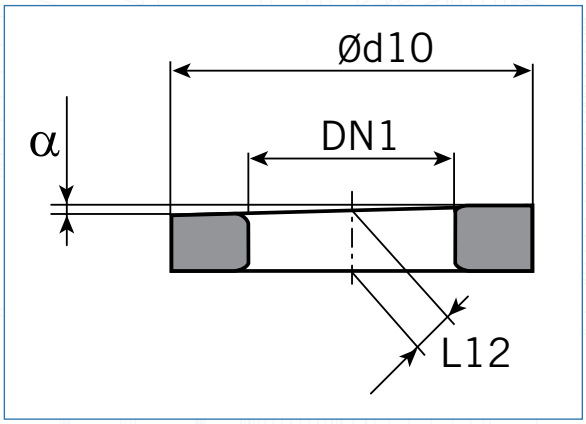

Angle spacers
Rondelles de compensation biaises
Winkelscheiben

Spacers / Rondelles de compensation / Distanzringe

L8	DN1	25	32	40	50	65	80	100	125	150	200	250	300	350	400
	d4	68	78	88	102	122	138	158	188	212	268	320	370	430	482
	daN														
12		0.3	0.4	0.5	0.6	0.8	1.0	1.1	1.4	1.6	2.3	2.8	3.3		
15		0.4	0.5	0.6	0.7	1.0	1.2	1.4	1.7	1.9	2.8	3.4	4,0		
20		0.5	0.6	0.8	1.0	1.3	1.6	1.8	2.3	2.6	3.7	4.5	5.3		
25		0.6	0.8	0.9	1.2	1.6	2.0	2.3	2.9	3.2	4.6	5.6	6.6	11.2	12.5
30		0.7	0.9	1.1	1.4	2.0	2.4	2.6	3.4	3.8	5.6	6.8	8,0	12.6	15.0
35		0.9	1.1	1.3	1.7	2.3	2.8	3.1	4.0	4.5	6.5	8.0	9.4	15.0	17.5
40		1.0	1.2	1.5	1.9	2.6	3.2	3.6	4.6	5.4	7.5	9.2	11.0	17.1	20.0
45		1.1	1.3	1.7	2.1	3.0	3.6	3.6	5.2	5.2	8.6	11.0	12.4	19.5	22.2
50		1.2	1.5	1.9	2.4	3.3	4.0	4.5	5.7	6.5	9.5	11.6	13.5	21.6	25.0
60		1.5	1.8	2.2	2.8	4.0	4.8	5.4	6.9	7.9	11.4	14,0	16.3	26.1	30.0
70		1.7	2.1	2.6	3.3	4.6	5.6	6.3	8	9.2	13.4	16.3	19.1	30.6	35.0
80		1.9	2.4	3	3.8	5.3	6.4	7.2	9.2	10.6	15.3	18.7	21.9	35.1	40.0
90		2.2	2.7	3.4	4.3	5.9	7.2	8.2	10.3	11.9	17.2	21.1	24.6	39.6	45.0
100										12.9	18.4	23	28.6	44.1	50.0

Angle spacers / Rondelles de compensation biaises / Winkelscheiben

α		DN1													
		25	32	40	50	65	80	100	125	150	200	250	300	350	400
1.5°	d10	70	82	92	107	127	142	162	192	218	273	328	378	438	490
	L12	25	25	25	25	25	25	25	25	30	30	30	40	40	40
	daN	0.6	0.9	0.9	1.3	1.8	2.1	2.5	3.1	3.5	4.7	6.0	7.0	11.6	13.7
3.0°	d10	70	82	92	107	127	142	162	192	218	273	328	378	438	490
	L12	25	25	25	25	25	25	25	25	30	30	30	40	40	40
	daN	0.6	0.9	0.9	1.3	1.8	2.1	2.5	3.1	3.5	4.7	6.0	7.0	11.6	13.7

Weight without loose flanges (daN) / Poids unitaire sans brides folles (daN) / Gewicht ohne Losflanchen (daN)

BLIND FLANGES
BRIDES PLEINES
BLINDFLANSCHE

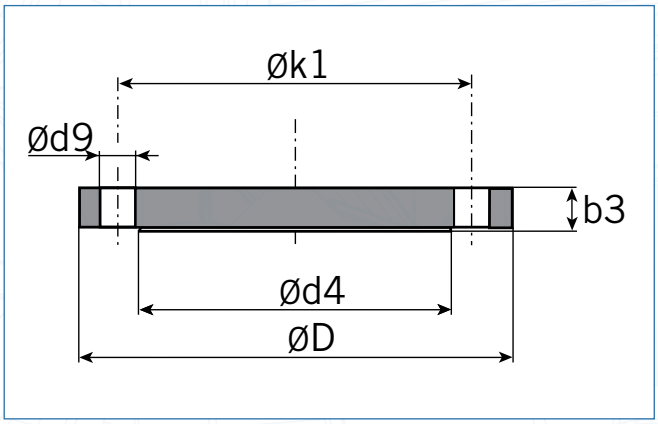

Weight without loose flanges (daN) / Poids unitaire sans brides folles (daN) / Gewicht ohne Losflanchen (daN)

DN	25	32	40	50	65	80	100	125	150	200	250	300	350	400
b3	16	18	18	20	20	20	22	24	26	24	26	26	30	26
d4	68	78	88	102	122	138	158	188	212	268	320	370	430	482
D	115	140	150	165	185	200	220	250	285	340	395	445	505	565
d9	4xø14	4xø18	4xø18	4xø18	4xø18	8xø18	8xø18	8xø18	8xø22	8xø22	12xø22	12xø22	16xø22	16xø27
k1	85	100	110	125	145	160	180	210	240	295	350	400	460	515
daN	1.3	1.8	2.2	3	4	5	6	8.5	11	17	25	28.5	46.3	49.6

De Dietrich
PROCESS SYSTEMS



REDUCING FLANGES
BRIDES DE RÉDUCTION
REDUZIERFLANSCHE

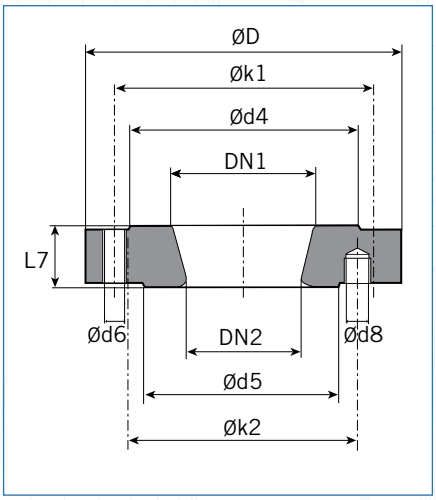

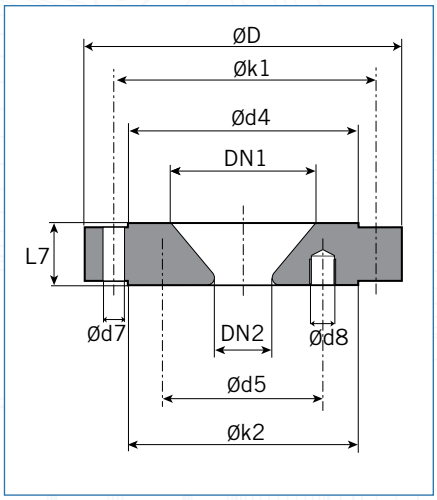

Weight without loose flanges (daN) / Poids unitaire sans brides folles (daN) / Gewicht ohne Losflanchen (daN)

						SIDE DN1			SIDE DN2				
DN1	DN2	D	L7	d4	d5	k1	n x d6/d7	Pos	k2	n x d8	Pos_1	H_1	H
25	15	115	35	68	45	85	4 x M12	H.A.	65	4 x M12	S.A.	20	18
25	20	115	35	68	58	85	4 x M12	H.A.	75	4 x M12	S.A.	20	18
32	25	140	35	78	68	100	4 x M16	H.A.	85	4 x M12	S.A.	20	18
40	25	150	35	88	68	110	4 x M16	S.A.	85	4 x M12	H.A.	20	18
40	32	150	35	88	78	110	4 x M16	S.A.	100	4 x M16	H.A.	20	18
50	25	165	35	102	68	125	4 x M16	S.A.	85	4 x M12	H.A.	20	18
50	32	165	35	102	78	125	4 x M16	S.A.	100	4 x M16	H.A.	20	18
50	40	165	35	102	88	125	4 x M16	H.A.	110	4 x M16	S.A.	20	18
65	25	185	35	122	68	145	4 x ø18	H.A.	85	4 x M12	S.A.	20	18
65	32	185	35	122	78	145	4 x M16	H.A.	100	4 x M16	S.A.	20	18
65	40	185	35	122	88	145	4 x M16	H.A.	110	4 x M16	S.A.	20	18
65	50	185	35	122	102	145	4 x M16	H.A.	125	4 x M16	S.A.	20	18
80	25	200	35	138	68	160	8 x ø18	H.A.	85	4 x M12	H.A.	18	16
80	32	200	35	138	78	160	8 x M16	H.A.	100	4 x M16	H.A.	18	16
80	40	200	35	138	88	160	8 x M16	H.A.	110	4 x M16	H.A.	20	18
80	50	200	35	138	102	160	8 x M16	H.A.	125	4 x M16	H.A.	20	18
80	65	200	35	138	122	160	8 x M16	H.A.	145	4 x M16	H.A.	20	18
100	25	220	45	158	68	180	8 x ø18	H.A.	85	4 x M12	H.A.	18	16
100	32	220	45	158	78	180	8 x ø18	H.A.	100	4 x M16	H.A.	20	18
100	40	220	45	158	88	180	8 x ø18	H.A.	110	4 x M16	H.A.	20	18
100	50	220	45	158	102	180	8 x M16	H.A.	125	4 x M16	H.A.	22	20
100	65	220	45	158	122	180	8 x M16	H.A.	145	4 x M16	H.A.	22	20
100	80	220	45	158	138	180	8 x M16	S.A.	160	8 x M16	H.A.	22	20
125	25	250	45	188	68	210	8 x ø18	H.A.	85	4 x M12	H.A.	20	18
125	32	250	45	188	78	210	8 x ø18	H.A.	100	4 x M16	H.A.	18	16
125	40	250	45	188	88	210	8 x ø18	H.A.	110	4 x M16	H.A.	18	16
125	50	250	45	188	102	210	8 x ø18	H.A.	125	4 x M16	H.A.	18	16
125	65	250	45	188	122	210	8 x ø18	H.A.	145	4 x M16	H.A.	22	20
125	80	250	45	188	138	210	8 x ø18	S.A.	160	8 x M16	H.A.	22	20
125	100	250	45	188	158	210	8 x M16	H.A.	180	8 x M16	S.A.	22	20

H = Depth of tapping / Profondeur de taraudage / Tiefe des Gewindelochs
H1 = Depth of drilling / Profondeur de perçage / Tiefe der Bohrung
H.A. = Stradding centerlines / Hors axes / Außerhalb der Hauptachsen
S.A. = On centerlines / Sur axes / Auf den Hauptachsen

REDUCING FLANGES
BRIDES DE RÉDUCTION
REDUZIERFLANSCHE



						SIDE DN1			SIDE DN2				
DN1	DN2	D	L7	d4	d5	k1	n x d6/d7	Pos	k2	n x d8	Pos_1	H_1	H
150	25	285	45	212	68	240	8 x ø22	H.A.	85	4 x M12	H.A.	16	14
150	32	285	45	212	78	240	8 x ø22	H.A.	100	4 x M16	H.A.	18	16
150	40	285	45	212	88	240	8 x ø22	H.A.	110	4 x M16	H.A.	18	16
150	50	285	45	212	102	240	8 x ø22	H.A.	125	4 x M16	H.A.	18	16
150	65	285	45	212	122	240	8 x ø22	H.A.	145	4 x M16	H.A.	20	18
150	80	285	45	212	138	240	8 x ø22	S.A.	160	8 x M16	H.A.	20	18
150	100	285	45	212	158	240	8 x M20	S.A.	180	8 x M16	H.A.	27	24
150	125	285	45	212	188	240	8 x M20	S.A.	210	8 x M16	H.A.	27	24
200	25	340	45	268	68	295	8 x ø22	H.A.	85	4 x M12	H.A.	14	12
200	32	340	45	268	78	295	8 x ø22	H.A.	100	4 x M16	H.A.	18	16
200	40	340	45	268	88	295	8 x ø22	H.A.	110	4 x M16	H.A.	18	16
200	50	340	45	268	102	295	8 x ø22	H.A.	125	4 x M16	H.A.	18	16
200	65	340	45	268	122	295	8 x ø22	H.A.	145	4 x M16	H.A.	18	16
200	80	340	45	268	138	295	8 x ø22	S.A.	160	8 x M16	H.A.	18	16
200	100	340	45	268	158	295	8 x ø22	S.A.	180	8 x M16	H.A.	18	16
200	125	340	45	268	188	295	8 x M20	H.A.	210	8 x M16	S.A.	18	16
200	150	340	45	268	212	295	8 x M20	H.A.	240	8 x M20	S.A	27	24
250	25	395	45	320	68	350	12 x ø22	H.A.	85	4 x M12	H.A.	14	12
250	32	395	45	320	78	350	12 x ø22	H.A.	100	4 x M16	H.A.	18	16
250	40	395	45	320	88	350	12 x ø22	H.A.	110	4 x M16	H.A.	18	16
250	50	395	45	320	102	350	12 x ø22	H.A.	125	4 x M16	H.A.	18	16
250	65	395	45	320	122	350	12 x ø22	H.A.	145	4 x M16	H.A.	18	16
250	80	395	45	320	138	350	12 x ø22	H.A.	160	8 x M16	H.A.	20	18
250	100	395	45	320	158	350	12 x ø22	H.A.	180	8 x M16	H.A.	22	20
250	125	395	45	320	188	350	12 x ø22	H.A.	210	8 x M16	H.A.	22	20
250	150	395	45	320	212	350	12 x ø22	H.A.	240	8 x M20	H.A	22	20
250	200	395	45	320	268	350	12 x M20	H.A.	295	8 x M20	H.A.	27	24
300	25	445	45	370	68	400	12 x ø22	H.A.	85	4 x M12	H.A.	14	12
300	32	445	45	370	78	400	12 x ø22	H.A.	100	4 x M16	H.A.	18	16
300	40	445	45	370	88	400	12 x ø22	H.A.	110	4 x M16	H.A.	18	16
300	50	445	45	370	102	400	12 x ø22	H.A.	125	4 x M16	H.A.	18	16
300	65	445	45	370	122	400	12 x ø22	H.A.	145	4 x M16	H.A.	18	16
300	80	445	45	370	138	400	12 x ø22	H.A.	160	8 x M16	H.A.	18	16
300	100	445	45	370	158	400	12 x ø22	H.A.	180	8 x M16	H.A.	18	16
300	125	445	45	370	188	400	12 x ø22	H.A.	210	8 x M16	H.A.	18	16
300	150	445	45	370	212	400	12 x ø22	H.A.	240	8 x M20	H.A	25	20
300	200	445	45	370	268	400	12 x ø22	H.A.	295	8 x M20	H.A.	27	24
300	250	445	45	370	320	400	12 x ø22	H.A.	350	12 x M20	S.A.	27	24
350	150	505	45	430	212	460	16 x ø23	H.A.	240	8 x M20	H.A	25	20
350	200	505	45	430	268	460	16 x ø23	H.A.	295	8 x M20	H.A.	27	24
350	250	505	45	430	320	460	16 x ø23	H.A.	350	12 x M20	S.A.	27	24
350	300	505	45	430	370	460	16 x M20	H.A.	400	12 x M20	S.A.	27	24
400	150	565	45	482	212	515	16 x ø27	H.A.	240	8 x M20	H.A	25	20
400	200	565	45	482	268	515	16 x ø27	H.A.	295	8 x M20	H.A.	27	24
400	250	565	45	482	320	515	16 x ø27	H.A.	350	12 x M20	S.A.	27	24
400	300	565	45	482	370	515	16 x ø27	H.A.	400	12 x M20	S.A.	27	24
400	350	565	45	482	430	515	16 x M24	H.A.	460	16 x M20	S.A.	27	24

H = Depth of tapping / Profondeur de taraudage / Tiefe des Gewindelochs
H1 = Depth of drilling / Profondeur de perçage / Tiefe der Bohrung
H.A. = Stradding centerlines / Hors axes / Außerhalb der Hauptachsen
S.A. = On centerlines / Sur axes / Auf den Hauptachsen

De Dietrich
PROCESS SYSTEMS

SPLIT FLANGES
BRIDES FOLLES
LOSFLANCHE

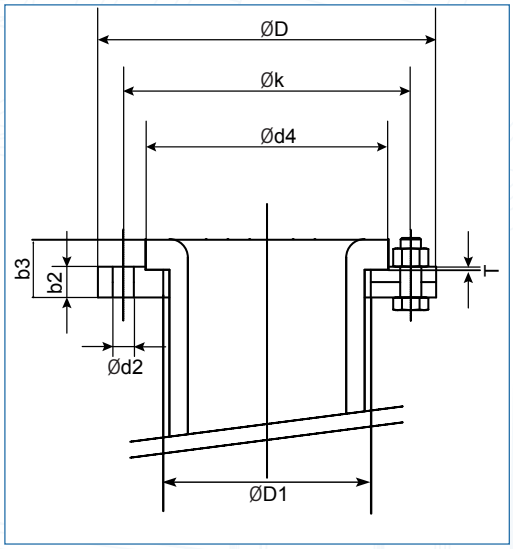

(DIN 28150)

DN	PN	D	D1	d4	k	d2	b2	b3	T	daN	Weight 2 x Loose flange + bolt
20	40	105	44	69	75	4 x ø14	18	25	2	0.7	1.9
25	16	115	48	69	85	4 x ø14	14	25	2	0.8	2.1
32	16	140	60	79	100	4 x ø18	14	25	2	1.2	3.3
40	16	150	66	89	110	4 x ø18	14	25	2	1.4	3.7
50	16	165	80	103	125	4 x ø18	16	29	2	1.9	4.7
65	16	185	94	123	145	4 x ø18	17	30	2	2.4	5.7
80	16	200	114	139	160	8 x ø18	18	32	2	2.6	7.1
100	16	220	136	159	180	8 x ø18	20	35	2	3.3	8.5
125	16	250	162	188	210	8 x ø18	22	38	3	4.3	10.6
150	16	285	188	215	240	8 x ø22	25	41	3	6.2	15.9
200	10	340	238	270	295	8 x ø22	28	46	3	9.1	21.9
250	10	395	294	323	350	12 x ø22	32	52	3	12.1	30.4
300	10	445	344	371	400	12 x ø22	34	56	3	15	36.2
350	10	505	396	431	460	16 x ø22	36	60	3	19.4	47.4
400	10	565	446	483	515	16 x ø27	40	64	3	25.9	66.4

GASKETS
JOINTS
DICHTUNGEN



PTFE envelope gasket - Joint enveloppe PTFE - PTFE unmantelt Dichtung

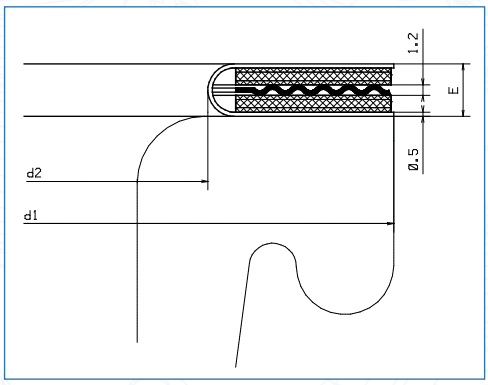

With insert - Avec insert - Mit Faser Einlage
- Aramid: T° -60°/+170°C - P° -1/+10 bar
- Graphit: T° -60°/+210°C - P° -1/+10 bar

With wellring - Avec âme ondulée - Mit Wellring

DN mm	d1	d2	E mm	Bolts		Tightening torque Nm	
				Quantity	ø	Aramid	Graphit
25	70	30	6	4	M 12	20	20
32	82	38	6	4	M 16	40	30
40	92	47	6	4	M 16	40	30
50	104	59	6	4	M 16	50	40
65	127	74	6	4	M 16	50	40
80	140	89	6	8	M 16	40	30
100	162	113	6	8	M 16	50	40
125	190	138	6	8	M 16	60	50
150	214	163	6	8	M 20	70	60
200	270	213	6	8	M 20	110	90
250	328	263	6	12	M 20	100	80
300	378	313	6	12	M 20	120	90

U-PTFE envelope gasket - Joint PTFE U carré - U-PTFE unmantelt Dichtung

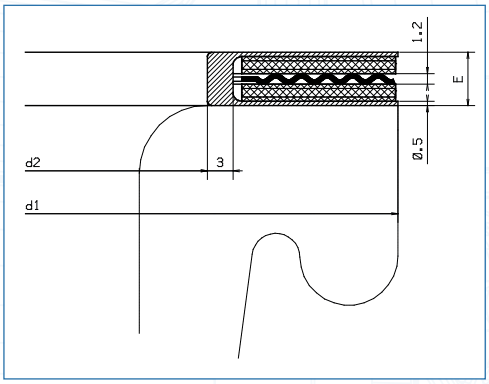

With insert - Avec insert - Mit Faser Einlage
- Graphit: T° -110°/+210°C - P° -1/+25 bar

With wellring - Avec âme ondulée - Mit Wellring

DN mm	d1	d2	E mm	Bolts		Tightening torque Nm
				Quantity	ø	Graphit
25	70	40	6.2	4	M 12	20
32	82	52	6.2	4	M 16	30
40	92	60	6.2	4	M 16	30
50	104	70	6.2	4	M 16	40
65	127	85	6.2	4	M 16	40
80	140	100	6.2	8	M 16	30
100	162	125	6.2	8	M 16	40
125	190	150	6.2	8	M 16	50
150	214	175	6.2	8	M 20	60
200	270	225	6.2	8	M 20	90
250	320	275	6.2	12	M 20	80
300	378	327	6.2	12	M 20	90

Other gaskets on demand - D'autres types de joints sur demande - Andere Dichtungstypen auf Anfrage

These values are given for a standard use, retightening should only be performed after cooling down to ambient temperature, use greased bolts

Ces valeurs sont données pour des conditions d'utilisation standards, le resserrage doit-être effectué à froid, boulonneries graissées.
Diese Werte gelten für Standardanwendung, Nachziehen sollte erst nach dem Abkühlen auf Raumtemperatur, mit gefetteten Schrauben, durchgeführt werden

De Dietrich
PROCESS SYSTEMS

EARTHING STUDS
MISE À LA TERRE PAR GOUJONS
ERDUNGSBOLZEN

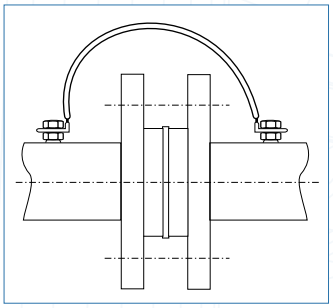

All the piping elements are equipped with stainless steel studs
Tous nos éléments de tuyauterie sont équipés de goujons
Unsere Rohrleitungsteile sind alle mit Erdungs-Bolzen ausgestattet

Stud - Goujon - Bolzen
M5 x 20 - A2 - 70

Number and position - Nombre et position - Anzahl und Position

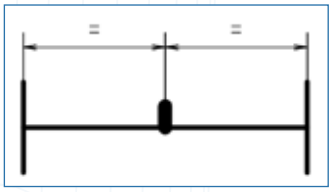

1 x Length - Longueur - Länge ≤ 300



2 x Length - Longueur - Länge > 300

1 x Elbow - Coude - Bogen 90° DN ≠
Elbow - Coude - Bogen 60° DN ≠
Elbow - Coude - Bogen 45° DN ≠
Elbow - Coude - Bogen 30° DN ≠

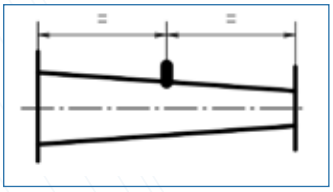

1 x Reducers - Réductions - Reduzierstücke

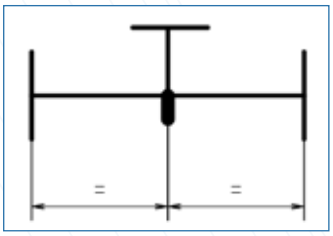

1 x Equal tee/Reducing Tee - Equal Cross/Reducing Cross DN ≤ 200
1 x Té égal/Té réduit - Croix égale/Croix réduite DN ≤ 200
1 x T-Stücke/Reduzierte T-Stücke - Kreuzstücke/Reduzierte Kreuzstücke DN ≤ 200

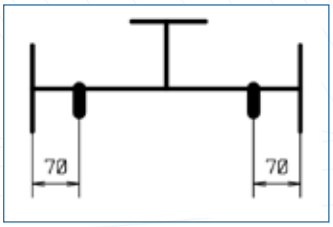

2 x Equal tee/Reducing Tee - Equal Cross/Reducing Cross DN > 200
2 x Té égal/Té réduit - Croix égale/Croix réduite DN > 200
2 x T-Stücke/Reduzierte T-Stücke - Kreuzstücke/Reduzierte Kreuzstücke DN > 200

JACKETED PIPES
TUYAUX À DOUBLE ENVELOPPE
DOPPELMANTELROHRLEITUNGEN



Please ask our experts for special requirements
N'hésitez pas à nous consulter pour toutes demandes spécifiques
Sprechen Sie uns an, für spezifische Lösungen

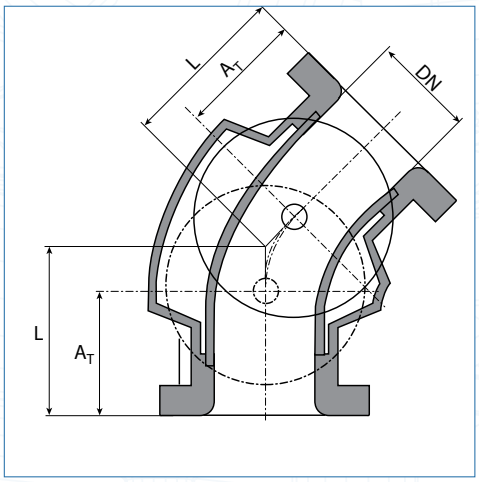

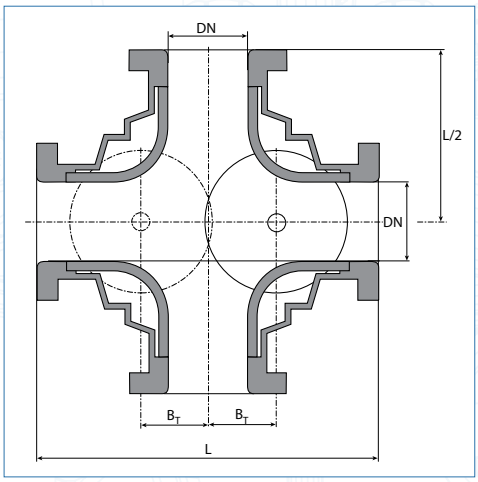

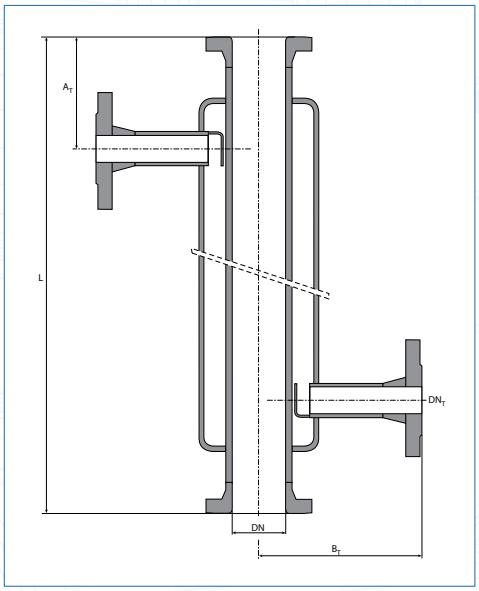

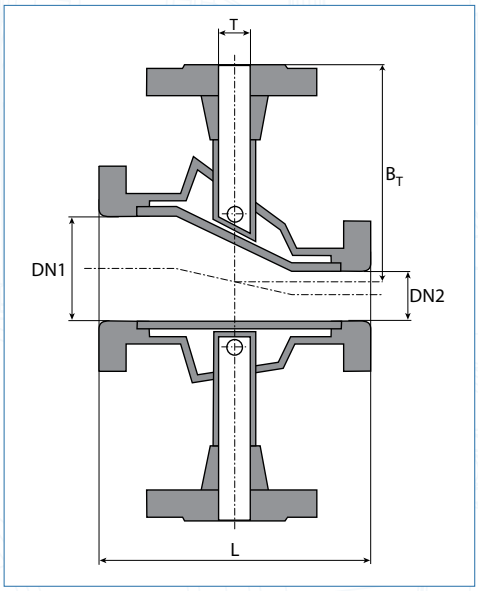



SPECIAL PARTS
PIÈCES SPÉCIALES
SPEZIALTEILE

Please ask our experts for special requirements
N'hésitez pas à nous consulter pour toutes demandes spécifiques
Sprechen Sie uns an, für spezifische Lösungen

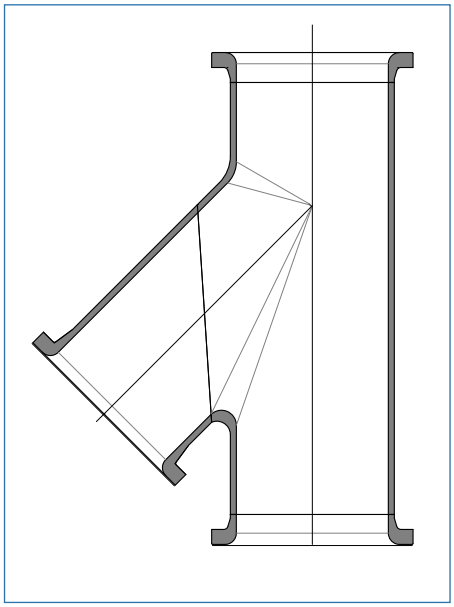

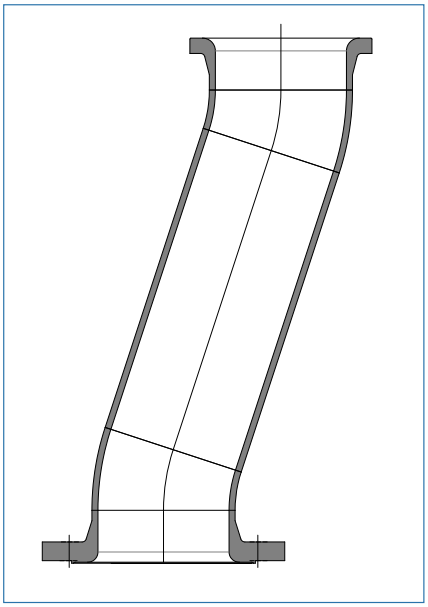

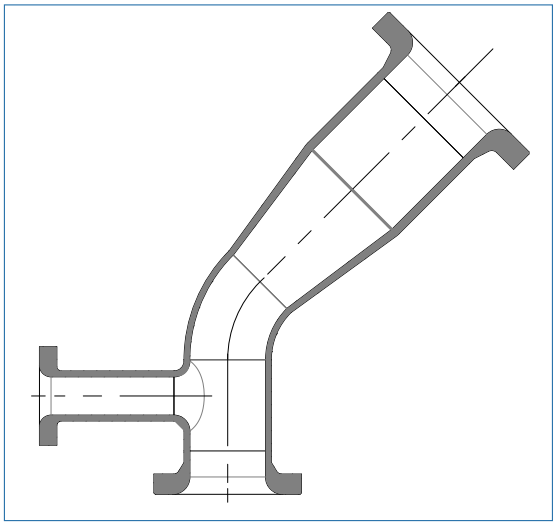

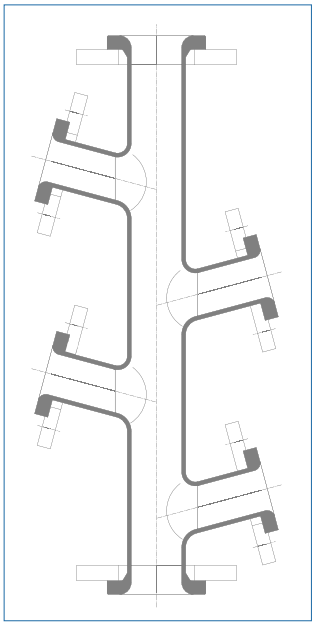

PIPES AND FITTINGS

Éléments de Tuyauterie - Rohrleitungsteile

According to ASME 150 standard
Selon norme ASME 150
Nach ASME 150

De Dietrich
PROCESS SYSTEMS

STRAIGHT PIPES
TUYAUX DROITS
GERADE ROHRE

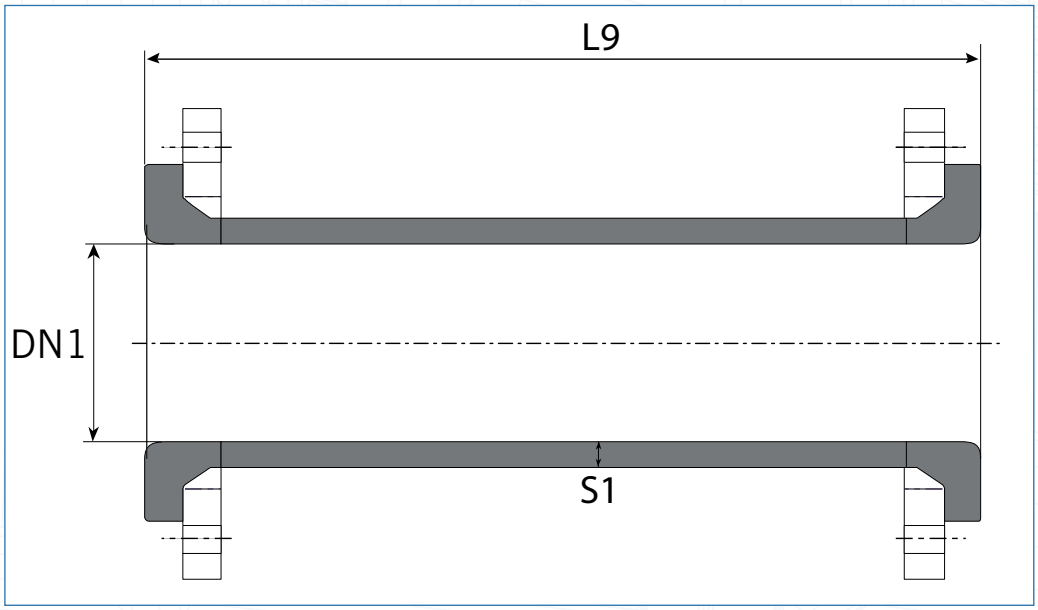

Weight without loose flanges (daN) / Poids unitaire sans brides folles (daN) / Gewicht ohne Losflanchen (daN)

L9	DN1													
	1"	1 1/4"	1 1/2"	2"	2 1/2"	3"	4"	5"	6"	8"	10"	12"	14"	16"
S1	3.6	3.6	3.6	4	5.16	5.6	6.3	6.55	7.1	8	10	10	10	10
100	1.1	1.4	1.6	1.8	2.5	3.4	4	6.2	6.7	10.4	13.9	20.2	27.7	32.1
150	0.9	1.4	1.5	2	2.9	3.9	4.8	6.9	8.1	12.5	17.2	21.5	31.5	37.9
200	1.1	1.5	1.6	2.3	3.3	4.5	5.7	7.9	9.5	14.5	20.4	25.4	35.9	43
250	1.2	1.7	1.8	2.6	3.7	5.1	6.5	8.9	10.9	16.6	23.7	29.3	40.4	48.2
300	1.3	2.1	2.2	2.9	4.1	5.7	7.4	10	12.3	18.7	27	33.2	44.9	53.3
400	1.5	2.4	2.6	3.4	4.9	6.8	9.1	12.1	15.1	22.8	33.5	40.8	53.8	63.5
500	1.7	2.7	2.8	3.9	5.7	7.9	10.7	14.1	18	27	40	48.6	62.7	73.8
600	1.9	3.1	3.2	4.5	6.5	9.1	12.4	16.2	20.8	31.2	46.4	56.4	71.6	84
700	2.2	3.4	3.6	5.1	7.3	10.3	14.1	18.3	23.6	35.3	52.9	64.9	80.6	94.2
750	2.4	3.6	3.8	5.3	7.7	10.8	14.9	19.3	25	37.4	56.2	67.9	85	99.3
800	2.5	3.8	4	5.6	8.1	11.4	15.8	20.3	26.4	39.5	59.4	71.8	89.5	104.5
1000	3	4.4	4.8	6.7	9.6	13.7	19.1	24.5	32.1	47.8	72.4	87.3	107.3	124.9
1500	4.2	6.1	6.8	9.5	13.6	19.4	27.5	34.8	46.2	68.6	104.8	126.1	151.9	176.1
1800	4.9	7.2	7.9	11.2	16.1	22.9	32.5	41.1	54.6	81.1	124.3	149.2	178.7	206.8
2000	5.4	7.9	8.8	12.3	17.6	25.2	35.9	45.2	60.2	89.5	137.3	164.7	196.5	227.3
2500				15.1	21.6	31	44.3	55.5	74.4	110.2	169.7	203.4	241.2	278.5
3000				17.8	25.6	36.7	52.7	65.9	88.5	131.1	202.2	242.1	285.8	329.6

ELBOWS
COUDES
BOGEN

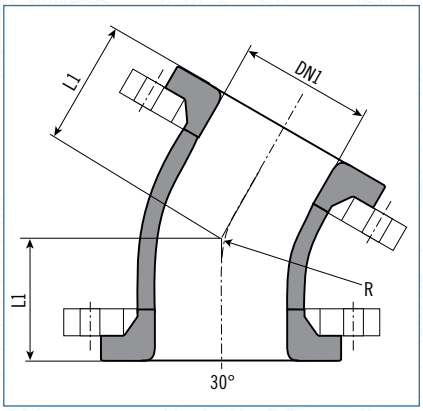

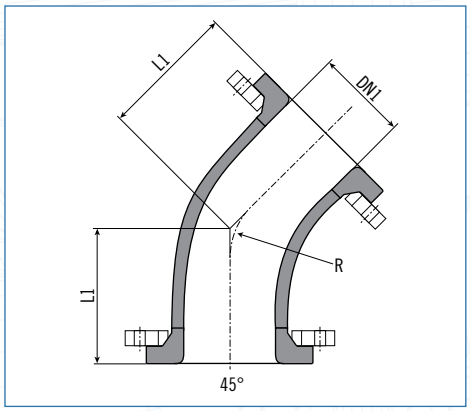

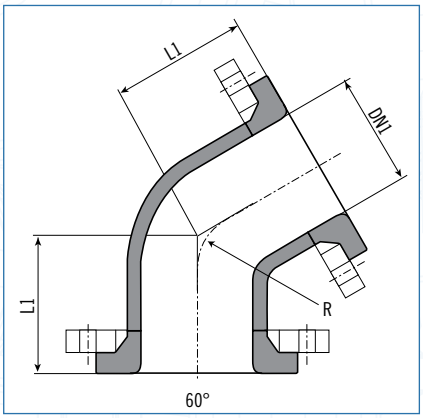

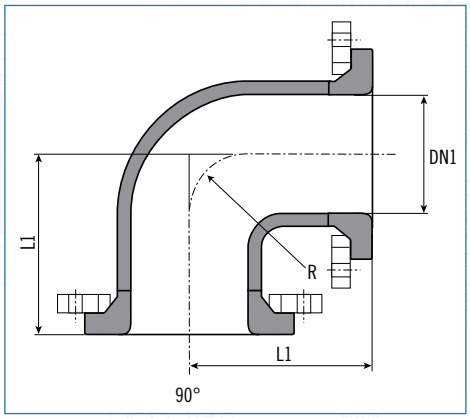

Weight without loose flanges (daN) / Poids unitaire sans brides folles (daN) / Gewicht ohne Losflanchen (daN)

α		DN1													
		1"	1 1/4"	1 1/2"	2"	2 1/2"	3"	4"	5"	6"	8"	10"	12"	14"	16"
30°	L1	50	60	65	70	70	80	85	90	100	120	140	160		
	R	38	47.6	57.2	76.2	95.2	76.2	101.6	127	152.4	203.2	254	304.8		
	daN	0.95	1.2	1.6	2.2	3.1	4.4	5.7	7.2	9	19	25.5	39.8		
45°	L1	60	65	70	80	85	95	105	125	150	180	220	260	270	300
	R	38	47.6	57.2	76.2	95.2	114.3	114.3	190.5	228.6	304.8	381	457.2	533.4	757
	daN	1	1.3	1.6	2.3	3.45	5	6.3	8.5	13	22	36	53	60.3	70.3
60°	L1	70	75	80	100	100	110	120	130	150	180	220	280		
	R	38	47.6	57.2	76.2	95.2	76.2	101.6	127	152.4	203.2	254	304.8		
	daN	1.4	1.6	2	2.5	4.3	5.2	6.7	10.3	13.5	21.6	35.9	59		
90°	L1	90	100	105	115	120	135	155	175	195	260	315	350	400	450
	R	38	47.6	57.2	76.2	95.2	76.2	101.6	127	152.4	203.2	254	304.8	355.6	406.4
	daN	1.1	1.8	1.6	3.5	3.7	4.9	7.4	12.5	14	26	43	65	69	90

De Dietrich PROCESS SYSTEMS

REDUCERS
RÉDUCTIONS
REDUZIERSTÜCKE

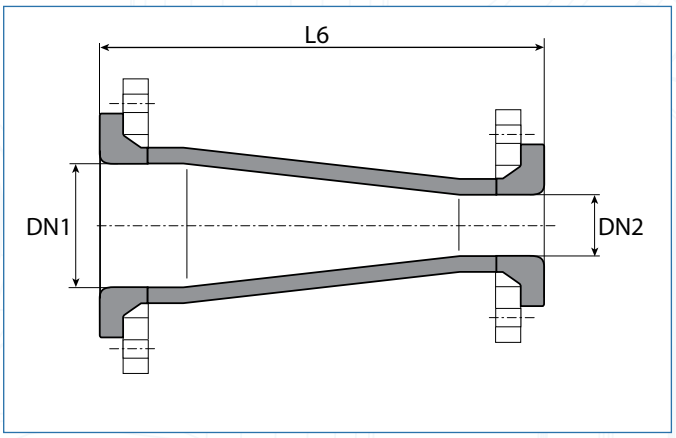

Concentric
Concentrique
Konzentrisch

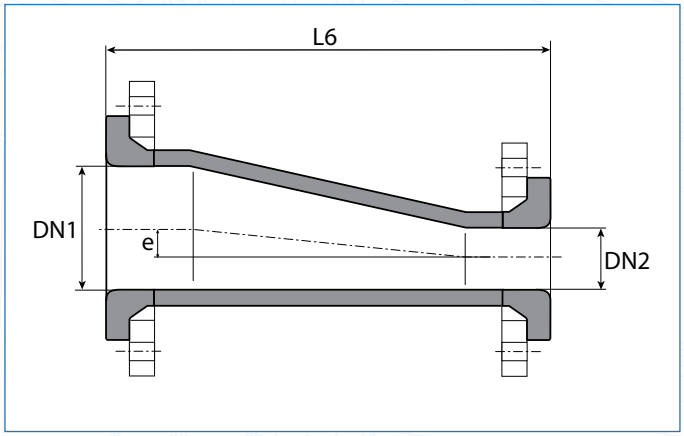

Eccentric
Excentrique
Exzentrisch

Weight without loose flanges (daN) / Poids unitaire sans brides folles (daN) / Gewicht ohne Losflanchen (daN)

	DN2																																						
	1"			1 1/4"			1 1/2"			2"			2 1/2"			3"			4"			5"			6"			8"			10"			12"			14"		
DN1	L6	e	daN	L6	e	daN	L6	e	daN	L6	e	daN	L6	e	daN	L6	e	daN	L6	e	daN	L6	e	daN	L6	e	daN	L6	e	daN	L6	e	daN	L6	e	daN	L6	e	daN
32	140	4	1.2																																				
40	140	7	1.4	140	3	1.5																																	
50	140	13	2	140	9	2.1	140	6	2.2																														
65	150	21	2.2	150	17	2.3	150	14	2.4	150	8	2.5																											
80	160	26	2.8	160	23	2.9	160	20	3.4	160	14	3.5	160	6	3.6																								
100	175	38	4.1	175	33	4.2	175	33	4.3	175	27	5	175	49	5.1	175	13	5.4																					
125	200	52	5.6	200	47	5.9	200	45	6.4	200	40	6.8	200	32	6.9	200	25	7.4	200	13	8.8																		
150	225	66	6.8	225	62	7.1	225	59	7.4	225	53	8.4	225	46	8.7	225	40	8.5	225	27	10	225	14	10.5															
200							250	83	11.5	250	78	12.8	250	70	13.7	250	65	14.4	250	52	15.4	250	40	15.8	250	25	16.9												
250										300	100	19.6	300	94	20.8	300	88	22.2	300	79	22.5	300	67	22.8	300	52	23.6	300	27	25.9									
300										325	129	24	325	121	25	325	115	26.5	325	103	30	325	90	30.2	325	76	31	325	51	33.5	325	28	38						
350																									420	96	37	420	72	41.2	420	48	47.2	420	21	51			
400																												440	91	48	440	65	54	440	38	58.5	440	17	64.3

EQUAL TEES / REDUCING TEES
TÉS ÉGAUX / TÉS RÉDUITS
T-STÜCKE / REDUZIERTE T-STÜCKE

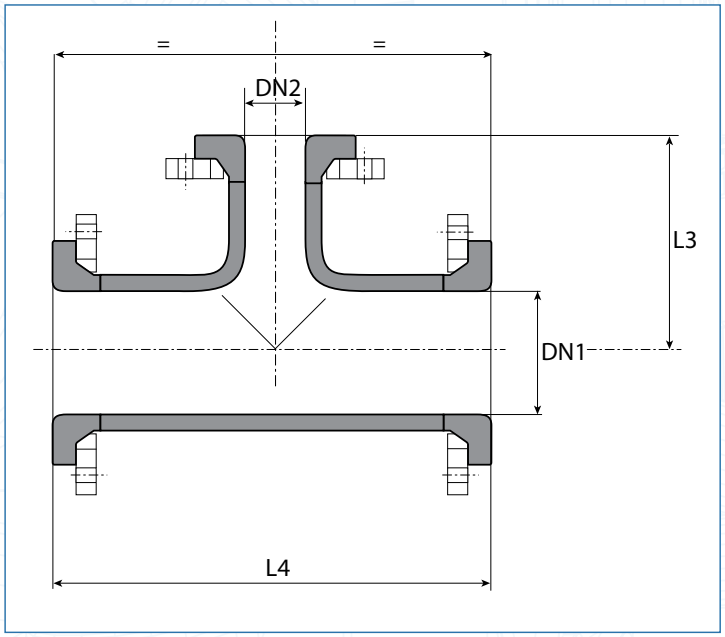

Weight without loose flanges (daN) / Poids unitaire sans brides folles (daN) / Gewicht ohne Losflanchen (daN)

	DN2																																												
	1"			1 1/4"			1 1/2"			2"			2 1/2"			3"			4"			5"			6"			8"			10"			12"			14"			16"		
DN1	L4	L3	daN	L4	L3	daN	L4	L3	daN	L4	L3	daN	L4	L3	daN	L4	L3	daN	L4	L3	daN	L4	L3	daN	L4	L3	daN	L4	L3	daN	L4	L3	daN	L4	L3	daN	L4	L3	daN	L4	L3	daN
25	180	90	1.7																																							
32	200	95	1.8	200	100	1.9																																				
40	210	95	2.3	210	100	2.4	210	105	2.8																																	
50	230	100	3.2	230	105	3.7	230	110	3.5	230	115	3.9																														
65	240	105	4.2	240	110	4.3	240	115	5.1	240	120	5.5	240	120	5.9																											
80	270	115	6.1	270	120	6.7	270	125	6.8	270	130	7.2	270	135	7.5	270	135	7.7																								
100	310	125	8.4	310	130	8.8	310	130	9.3	310	140	9.4	310	145	10	310	150	10.4	310	155	10.8																					
125	350	140	12	350	145	12.6	350	150	13.1	350	155	13.5	350	160	14.5	350	165	14.9	350	170	15.6	350	175	17.5																		
150	390	155	15.9	390	160	16	390	165	16.6	390	170	17.1	390	175	18.1	390	180	20	390	185	21	390	190	22.9	390	195	23															
200	520	185	26	520	190	27.5	520	195	29.7	520	200	30.1	520	205	31.4	520	210	32.8	520	215	33.3	520	220	35.2	520	225	37.5	520	260	38												
250	630	230	45	630	235	46	630	240	48.4	630	245	50.8	630	250	51.5	630	255	52.2	630	260	54	630	265	56.4	630	270	58.2	630	275	63.9	630	315	64.2									
300	700	290	69	700	295	70	700	300	70	700	305	71	700	310	71	700	315	72	700	320	73	700	325	74	700	330	75	700	335	77	700	340	80	700	350	84						
350																									800	355	91	800	360	96	800	365	100	800	370	110	800	400	117			
400																									900	365	116	900	375	121	900	380	138	900	385	145	900	390	160	900	450	182

De Dietrich PROCESS SYSTEMS

EQUAL / REDUCING CROSSES
CROIX ÉGALES / RÉDUITES
KREUZSTÜCKE / REDUZIERTE KR.

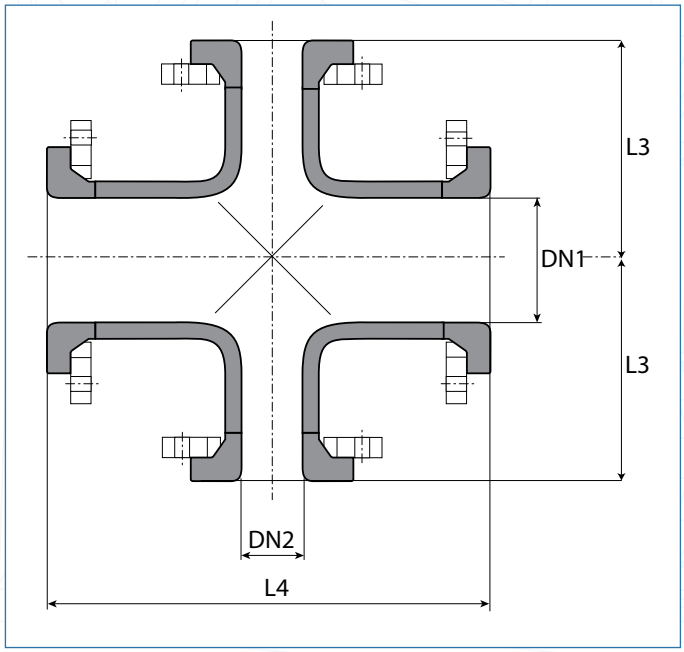

Weight without loose flanges (daN) / Poids unitaire sans brides folles (daN) / Gewicht ohne Losflanchen (daN)

	DN2																																			
	1"			1 1/4"			1 1/2"			2"			2 1/2"			3"			4"			5"			6"			8"			10"			12"		
DN1	L4	L3	daN	L4	L3	daN	L4	L3	daN	L4	L3	daN	L4	L3	daN	L4	L3	daN	L4	L3	daN	L4	L3	daN	L4	L3	daN	L4	L3	daN	L4	L3	daN	L4	L3	daN
25	180	90	2																																	
32	200	95	1.8	200	100	1.9																														
40	210	95	2.3	210	100	2.4	210	105	2.8																											
50	230	100	3.2	230	105	3.7	230	110	3.5	230	115	5																								
65	240	105	4.2	240	110	4.3	240	115	5.1	240	120	5.5	240	120	5.9																					
80	270	115	6.1	270	120	6.7	270	125	6.8	270	130	7.2	270	135	7.5	270	135	7.7																		
100	310	125	8.4	310	130	8.8	310	130	9.3	310	140	9.4	310	145	10	310	150	10.4	310	155	13.3															
125	350	140	12	350	145	12.6	350	150	13.1	350	155	13.5	350	160	14.5	350	165	14.9	350	170	15.6	350	175	17.5												
150	390	155	15.9	390	160	16	390	165	16.6	390	170	17.1	390	175	18.1	390	180	20	390	185	21	390	190	22.9	390	195	23									
200	520	185	26	520	190	27.5	520	195	29.7	520	200	30.1	520	205	31.4	520	210	32.8	520	215	33.3	520	220	35.2	520	225	37.5	520	260	38						
250	630	230	45	630	235	46	630	240	48.4	630	245	50.8	630	250	51.5	630	255	52.2	630	260	54	630	265	56.4	630	270	58.2	630	275	63.9	630	315	64.2			
300	700	290	59.3	700	295	60.3	700	300	62.9	700	305	65.3	700	310	67.5	700	315	69.6	700	320	71.4	700	325	73.5	700	330	75	700	335	83.4	700	340	87	700	350	88

INSTRUMENT PIECES
TÉS D'INSTRUMENTATION
INSTRUMENTEN-STÜCKE

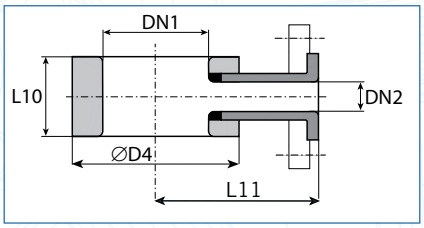

Weight without loose flanges (daN) / Poids unitaire sans brides folles (daN) / Gewicht ohne Losflanchen (daN)

			MM				daN		
DN1	DN2	d4	L10			L11	L10 = 50	L10 = 75	L10 = 100
1"	1"	57	50	75		90	1.4	2.0	
1 1/4"	1"	70	50	75		100	1.8	2.3	
1 1/2"	1"	78	50	75	100	110	2.3	3.1	4,0
1 1/2"	1 1/4"	78		75	100	110		3.1	4.0
2"	1"	102	50	75	100	120	3.0	4.2	5.3
2"	1 1/4"	102		75	100	120		4.3	5.4
2"	1 1/2"	102		75	100	120		4.5	5.6
2 1/2"	1"	105	50	75	100	135	3.1	4.3	5.5
2 1/2"	1 1/4"	105		75	100	135		5.8	7.5
2 1/2"	1 1/2"	105		75	100	135		6.1	7.7
2 1/2"	2"	105			100	135			8.1
3"	1"	127	50	75	100	145	3.7	5.3	6.9
3"	1 1/4"	127		75	100	145		5.5	7.0
3"	1 1/2"	127		75	100	145		5.8	7.1
3"	2"	127			100	145			7.3
4"	1"	158	50	75	100	155	5.1	7.4	9.6
4"	1 1/4"	158		75	100	155		7.5	9.7
4"	1 1/2"	158		75	100	155		7.7	9.9
4"	2"	158			100	155			10.3
5"	1"	188	50	75	100	170	6.3	9.2	12.1
5"	1 1/4"	188		75	100	170		9.3	12.2
5"	1 1/2"	188		75	100	170		9.5	12.4
5"	2"	188			100	170			12.8
6"	1"	214	50	75	100	190	7.4	10.8	14.2
6"	1 1/4"	214		75	100	190		10.9	14.3
6"	1 1/2"	214		75	100	190		11.1	14.5
6"	2"	214			100	190			14.9
8"	1"	270	50	75	100	215	10.2	15.0	19.8
8"	1 1/4"	270		75	100	215		15.1	19.9
8"	1 1/2"	270		75	100	215		15.3	20.1
8"	2"	270			100	215			20.5
10"	1"	322	50	75	100	245	12.8	19.0	25.1
10"	1 1/4"	322		75	100	245		19.1	25.2
10"	1 1/2"	322		75	100	245		19.3	25.4
10"	2"	322			100	245			25.8
12"	1"	370	50	75	100	270	14.4	21.3	28.2
12"	1 1/4"	370		75	100	270		22.0	30.0
12"	1 1/2"	370		75	100	270		22.5	30.3
12"	2"	370			100	270			30.4
14"	1 1/2"	413	50	75	100	300	18.0	28.5	36.5
14"	2"	413		75	100	300		29.0	37.5
16"	1 1/2"	470		75	100	330		33.0	45.0
16"	2"	470			100	330			45.5

De Dietrich
PROCESS SYSTEMS



SPACERS / ANGLE SPACERS
RONDELLES DE COMPENSATION
DISTANZRINGE / WINKELSCHEIBEN

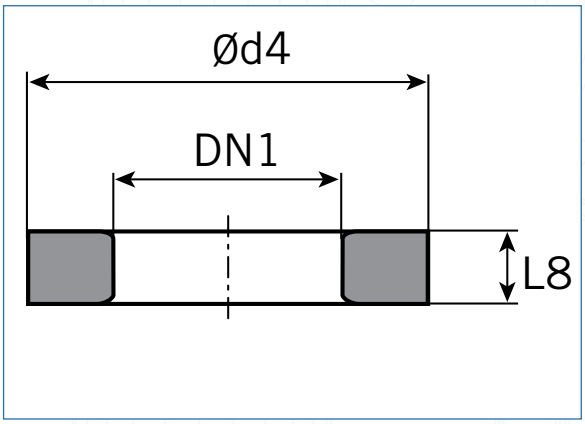

Spacers
Rondelles de compensation
Distanzringe

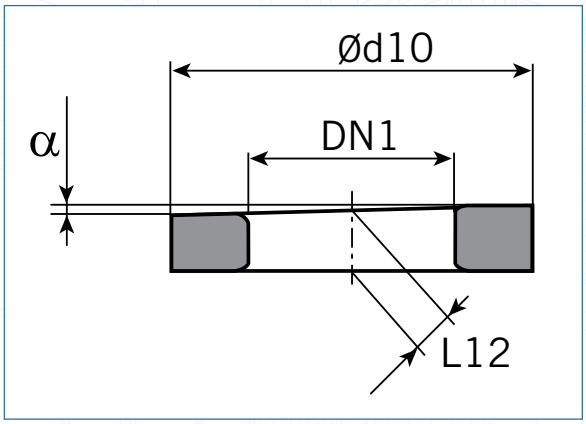

Angle spacers
Rondelles de compensation biaises
Winkelscheiben

Spacers / Rondelles de compensation / Distanzringe

L8	DN1	1"	1 1/4"	1 1/2"	2"	2 1/2"	3"	4"	5"	6"	8"	10"	12"	14"	16"
	d4	68	78	88	102	122	138	158	188	212	268	320	370	430	482
	daN														
12		0.3	0.2	0.2	0.6	0.6	1	1.1	1.4	1.6	2.3	2.8	3.4		
15		0.4	0.2	0.2	0.7	0.7	1.2	1.4	1.7	1.9	2.8	3.4	4.1		
20		0.4	0.3	0.4	1.0	1.0	1.6	1.8	2.3	2.6	3.7	4.5	5.6		
25		0.5	0.3	0.4	1.2	1.2	2	2.3	2.9	3.2	4.6	5.6	7.4	8.5	9.7
30		0.5	0.5	0.6	1.4	1.4	2.4	2.6	3.4	3.8	5.6	6.8	8.9	10.3	11.7
35		0.6	0.5	0.6	1.7	1.7	2.8	3.1	4	4.5	6.5	8.0	10.7	12.2	14.0
40		0.7	0.6	0.8	1.9	1.9	3.2	3.6	4.6	5.4	7.5	9.2	12.2	13.5	16.2
45		0.8	0.6	0.8	2.1	2.1	3.6	3.6	5.2	5.2	8.6	11	14.0	15.3	18.5
50		0.8	0.7	0.9	2.4	2.4	4	4.5	5.7	6.5	9.5	11.6	15.5	17.1	20.7
60		0.85	1.1	1.3	2.8	2.8	4.8	5.4	6.9	7.9	11.4	14.0	18.8	20.8	25.2
70		1.0	1.4	1.7	3.3	3.3	5.6	6.3	8	9.2	13.4	16.3	22.2	24.5	29.7
80		1.2	1.7	2	3.8	3.8	6.4	7.2	9.2	10.6	15.3	18.7	25.4	28.1	34.2
90		1.4	2.0	2.3	4.3	4.3	7.2	8.2	10.3	11.9	17.2	21.1	28.7	31.7	38.7
100										12.9	18.4	23	32.0	35.4	43.1

Angle spacers / Rondelles de compensation biaises / Winkelscheiben

α		DN1													
		1"	1 1/4"	1 1/2"	2"	2 1/2"	3"	4"	5"	6"	8"	10"	12"	14"	16"
1.5°	d10	64	72	83	102	121	134	172	195	220	279	338	408	448	512
	L12	25	25	25	25	25	25	25	25	30	30	30	40	40	40
	daN	0.5	0.7	0.9	1.2	1.6	2	2.7	3.2	3.6	4.9	6.3	7.5	12.8	16.9
3.0°	d10	70	72	92	107	121	142	162	195	218	273	328	378	448	512
	L12	25	25	25	25	25	25	25	25	30	30	30	40	40	40
	daN	0.5	0.7	0.9	1.2	1.6	2.0	2.7	3.2	3.6	4.9	6.3	7.5	12.8	16.9

Weight without loose flanges (daN) / Poids unitaire sans brides folles (daN) / Gewicht ohne Losflanchen (daN)

BLIND FLANGES
BRIDES PLEINES
BLINDFLANSCHE

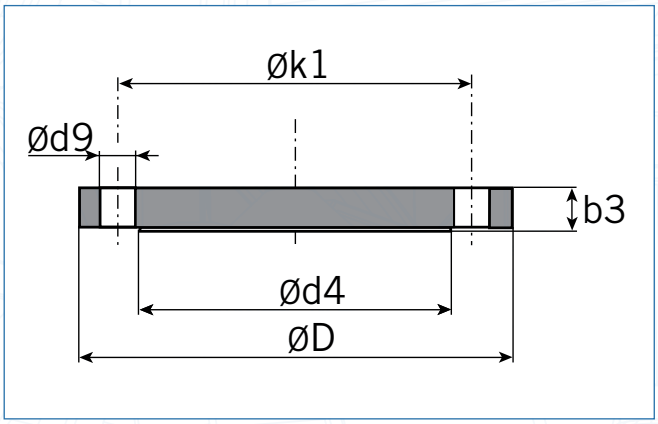

Weight without loose flanges (daN) / Poids unitaire sans brides folles (daN) / Gewicht ohne Losflanchen (daN)

DN	1"	1 1/4"	1 1/2"	2"	2 1/2"	3"	4"	5"	6"	8"	10"	12"	14"	16"
b3	16	18	18	20	22	24	24	24	26	28	30	32	36	32
d4	57	70	78	102	105	127	157	186	216	270	324	381	413	470
D	108	117	127	152.4	177.8	190.5	228.6	254	279.4	342.9	406.4	482.6	533	596.9
d9	4xø16	4xø16	4xø16	4xø19	4xø19	4xø19	8xø19	8xø22.2	8xø22.2	8xø22.2	12xø25.4	12xø25.4	12xø28.6	16xø28.6
k1	79.4	88.9	98.4	120.6	139.7	152.4	190.5	215.9	241.3	298.4	362	431.8	476.2	539.7
daN	1.1	1.5	1.7	2.5	3.9	4.4	7	8.5	10.5	19.5	29.4	44.3	61	50

De Dietrich
PROCESS SYSTEMS

REDUCING FLANGES
BRIDES DE RÉDUCTION
REDUZIERFLANSCHE

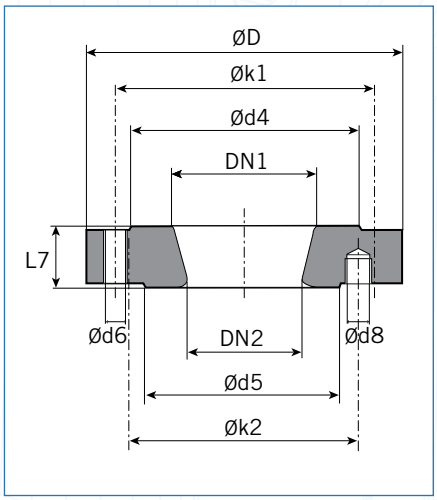

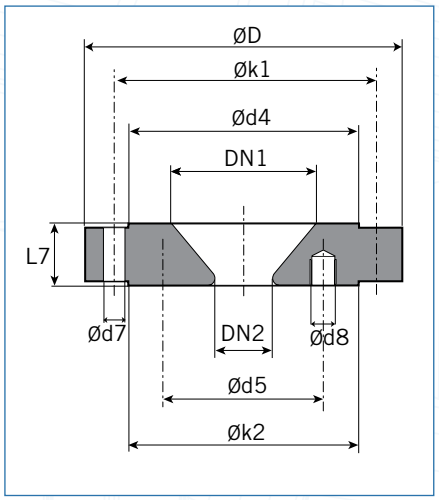

REDUCING FLANGES
BRIDES DE RÉDUCTION
REDUZIERFLANSCHE



Weight without loose flanges (daN) / Poids unitaire sans brides folles (daN) / Gewicht ohne Losflanchen (daN)

						SIDE DN1		SIDE DN2			
DN1	DN2	D	L7	d4	d5	k1	n x d6/d7	k2	n x d8	H_1	H
1"	1/2"	107.9	35	57	43	79.4	4 x Ø 1/2"	60.3	4 x Ø 1/2"	18	16
1"	3/4"	107.9	35	57	58	79.4	4 x Ø 1/2"	69.9	4 x Ø 1/2"	18	16
1 1/2"	1"	127,0	35	78	57	98.4	4 x Ø 1/2"	79.4	4 x Ø 1/2"	18	16
2"	1"	152.4	35	100	57	120.6	4 x Ø 5/8"	79.4	4 x Ø 1/2"	18	16
2"	1 1/4"	152.4	35	100	68	120.6	4 x Ø 5/8"	88.9	4 x Ø 1/2"	18	16
2"	1 1/2"	152.4	35	100	78	120.6	4 x Ø 5/8"	98.5	4 x Ø 1/2"	18	16
2 1/2"	1"	177.8	35	105	57	139.7	4 x Ø 5/8"	79.4	4 x Ø 1/2"	18	16
2 1/2"	2"	177.8	35	105	102	139.7	4 x Ø 5/8"	120.6	4 x Ø 5/8"	18	16
3"	1"	190.5	35	127	57	152.4	4 x Ø 19	79.4	4 x Ø 1/2"	18	16
3"	1 1/2"	190.5	35	127	78	152.4	4 x Ø 5/8"	98.5	4 x Ø 1/2"	18	16
3"	2"	190.5	35	127	100	152.4	4 x Ø 5/8"	120.6	4 x Ø 5/8"	18	16
4"	1"	228.6	45	157.2	57	190.5	8 x Ø 19	79.4	4 x Ø 1/2"	18	16
4"	1 1/2"	228.6	45	157.2	79	190.5	8 x Ø 19	98.5	4 x Ø 1/2"	22	20
4"	2"	228.6	45	157.2	100	190.5	8 x Ø 19	120.6	4 x Ø 5/8"	18	16
4"	3"	228.6	45	157.2	127	190.5	8 x Ø 5/8"	152.4	4 x Ø 5/8"	20	18
5"	2"	254,0	45	186	100	215.9	8 x Ø 23	120.6	4 x Ø 5/8"	18	16
6"	1"	279.5	45	216	57	241.3	8 x Ø 23	79.4	4 x Ø 1/2"	18	16
6"	2"	279.5	45	216	100	241.3	8 x Ø 23	120.6	4 x Ø 5/8"	18	16
6"	3"	279.5	45	216	127	241.3	8 x Ø 23	152.4	4 x Ø 5/8"	18	16
6"	4"	279.5	45	216	158	241.3	8 x Ø 3/4"	190.5	8 x Ø 5/8"	18	16
8"	1"	343	45	270	57	298.4	8 x Ø 23	79.4	4 x Ø 1/2"	16	12
8"	2"	343	45	270	102	298.4	8 x Ø 23	120.6	4 x Ø 5/8"	18	16
8"	3"	343	45	270	127	298.4	8 x Ø 23	152.4	4 x Ø 5/8"	18	16
8"	4"	343	45	270	158	298.4	8 x Ø 23	190.5	8 x Ø 5/8"	18	16
8"	6"	343	45	270	214	298.4	8 x Ø 3/4"	241.3	8 x Ø 3/4"	18	16
10"	2"	406.4	45	320	102	362	12 x Ø 25	120.6	4 x Ø 5/8"	18	16
10"	4"	406.4	45	320	158	362	12 x Ø 25	190.5	8 x Ø 5/8"	22	20
10"	6"	406.4	45	320	214	362	12 x Ø 25	241.3	8 x Ø 3/4"	22	20
10"	8"	406.4	45	320	270	362	12 x Ø 7/8"	298.4	8 x Ø 3/4"	27	24
12"	2"	482.6	45	381	102	431.8	12 x Ø 25.4	120.6	4 x Ø 5/8"	18	16
12"	3"	482.6	45	381	127	431.8	12 x Ø 25.4	152.4	4 x Ø 5/8"	16	18
12"	4"	482.6	45	381	158	431.8	12 x Ø 25.4	190.5	8 x Ø 5/8"	22	20
12"	8"	482.6	45	381	270	431.8	12 x Ø 25.4	298.4	8 x Ø 3/4"	24	22
12"	10"	482.6	45	381	381	431.8	12 x Ø 25.4	361.9	12 x Ø 7/8"	26	24

H = Depth of tapping / Profondeur de taraudage / Tiefe des Gewindelochs
H1 = Depth of drilling / Profondeur de perçage / Tiefe der Bohrung
H.A. = Stradding centerlines / Hors axes / Außerhalb der Hauptachsen
S.A. = On centerlines / Sur axes / Auf den Hauptachsen

De Dietrich
PROCESS SYSTEMS

SPLIT FLANGES
BRIDES FOLLES
LOSFLANCHE

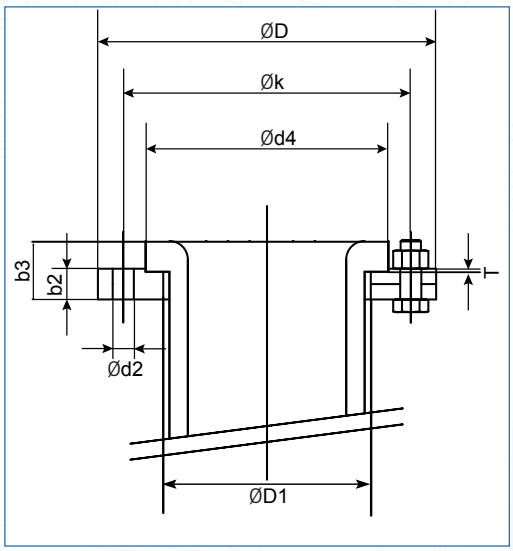

(DIN 28150)

DN	PN	D	D1	d4	k	d2	b2	b3	T	daN	Weight 2 x Loose flange + bolt
1"	150	108	46	63	79	4 x ø15	14	25	2	0.7	2
1 1/4"	150	117.3	60	72	88.9	4 x ø15.9	17.5	28.5	2	0.8	2.5
1 1/2"	150	127	63	82.5	98.5	4 x ø15	14	25	2	0.9	2.7
2"	150	153	79	104	120.5	4 x ø18	16	29	2	1.5	3.9
2 1/2"	150	177.8	90	107.9	139.7	4 x ø19	24	37	2	3.2	4.1
3"	150	190	112	137	152.5	4 x ø18	18	39	2	2.4	5.5
4"	150	229	136	160	190.5	8 x ø18	20	35	2	3.8	9.6
4 3/8"	150	228.6	146	168.2	190.5	8 x ø19	26.2	35	2	4.5	11
5"	150	254	165	193.3	215.9	8 x ø18	33.3	47.5	4.8	7.6	17
6"	150	280	189	218	241	8 x ø22	25	41	3	5.3	14.1
8"	150	343	238	273	298	12 x ø25	28	46	3	8.5	20.7
10"	150	406	294	327	362	12 x ø25	32	52	3	13.1	32.4
12"	150	383	357	384	432	16 x ø25	35	58	3	21	48.2
14"	150	533.4			476.2	16 x ø28.6	50	77		9.1	68.6
16"	150	596.9	447.7	474	539.7	20 x ø28.6	50	72	5	43.2	103

GASKETS
JOINTS
DICHTUNGEN



PTFE envelope gasket - Joint enveloppe PTFE - PTFE unmantelt Dichtung

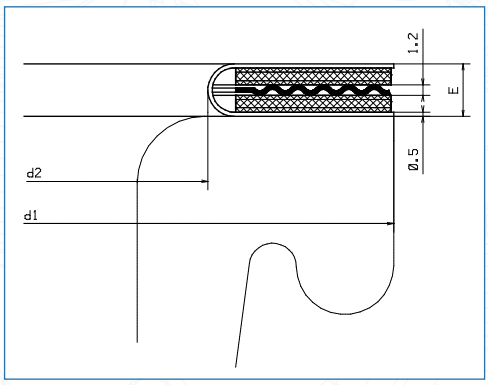

With insert - Avec insert - Mit Faser Einlage
- Aramid: T° -60°/+170°C - P° -1/+10 bar
- Graphit: T° -60°/+210°C - P° -1/+10 bar

With wellring - Avec âme ondulée - Mit Wellring

DN mm	d1	d2	E mm	Bolts		Tightening torque Nm	
				Quantity	ø	Aramid	Graphit
1"	60	30	6	4	M 12	15	10
1 1/4"	72	38	6	4	M 12	20	15
1 1/2"	82	47	6	4	M 12	50	40
2"	104	59	6	4	M 14	50	40
3"	127	74	6	4	M 16	60	50
4"	162	113	6	8	M 16	50	40
5"	190	138	6	8	M 18	70	60
6"	214	163	6	8	M 18	70	60
8"	270	213	6	8	M 20	110	90
10"	328	263	6	12	M 22	100	90
12"	378	313	6	12	M 24	120	90

U-PTFE envelope gasket - Joint PTFE U carré - U-PTFE unmantelt Dichtung

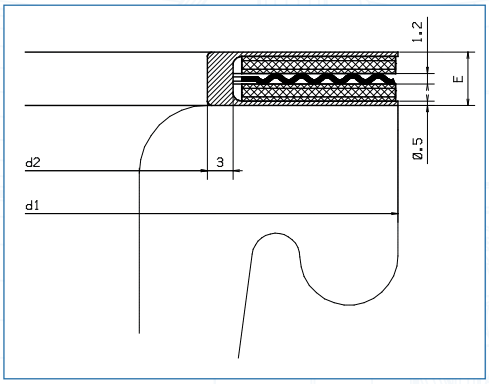

With insert - Avec insert - Mit Faser Einlage
- Graphit: T° -110°/+210°C - P° -1/+25 bar

With wellring - Avec âme ondulée - Mit Wellring

DN mm	d1	d2	E mm	Bolts		Tightening torque Nm
				Quantity	ø	Graphit
1"	60	30	6.2	4	M 12	10
2"	104	70	6.2	4	M 14	40
3"	127	85	6.2	4	M 16	50
4"	162	125	6.2	8	M 16	40
5"	190	150	6.2	8	M 18	60
6"	214	175	6.2	8	M 18	60
8"	270	225	6.2	8	M 20	90
10"	320	275	6.2	12	M 22	90
12"	378	327	6.2	12	M 24	90

Other gaskets on demand - D'autres types de joints sur demande - Andere Dichtungstypen auf Anfrage

These values are given for a standard use, retightening should only be performed after cooling down to ambient temperature, use greased bolts

Ces valeurs sont données pour des conditions d'utilisation standards, le resserrage doit-être effectué à froid, boulonneries graissées.
Diese Werte gelten für Standardanwendung, Nachziehen sollte erst nach dem Abkühlen auf Raumtemperatur, mit gefetteten Schrauben, durchgeführt werden

De Dietrich
PROCESS SYSTEMS

EARTHING STUDS
MISE À LA TERRE PAR GOUJONS
ERDUNGSBOLZEN

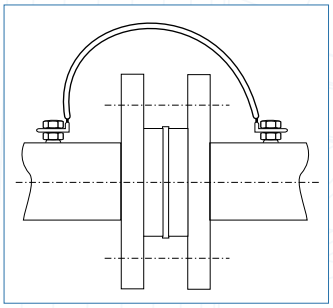

All the piping elements are equipped with stainless steel studs
Tous nos éléments de tuyauterie sont équipés de goujons
Unsere Rohrleitungsteile sind alle mit Erdungs-Bolzen ausgestattet

Stud - Goujon - Bolzen
M5 x 20 - A2 - 70

Number and position - Nombre et position - Anzahl und Position

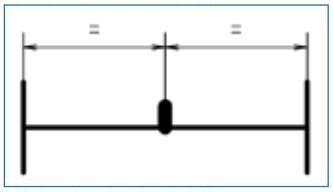

1 x Length - Longueur - Länge ≤ 300



2 x Length - Longueur - Länge > 300

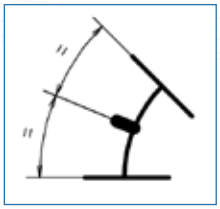

1 x Elbow - Coude - Bogen 90° DN ≠
Elbow - Coude - Bogen 60° DN ≠
Elbow - Coude - Bogen 45° DN ≠
Elbow - Coude - Bogen 30° DN ≠

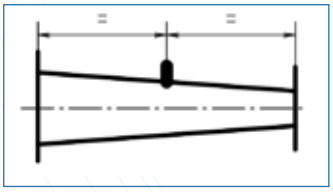

1 x Reducers - Réductions - Reduzierstücke

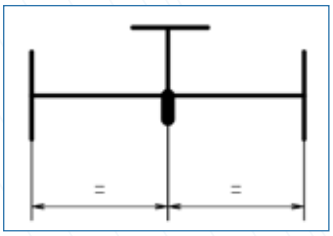

1 x Equal tee/Reducing Tee - Equal Cross/Reducing Cross DN ≤ 200
1 x Té égal/Té réduit - Croix égale/Croix réduite DN ≤ 200
1 x T-Stücke/Reduzierte T-Stücke - Kreuzstücke/Reduzierte Kreuzstücke DN ≤ 200

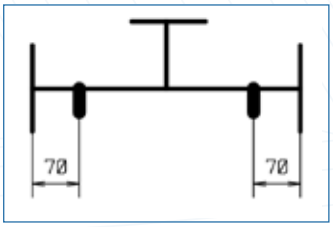

2 x Equal tee/Reducing Tee - Equal Cross/Reducing Cross DN > 200
2 x Té égal/Té réduit - Croix égale/Croix réduite DN > 200
2 x T-Stücke/Reduzierte T-Stücke - Kreuzstücke/Reduzierte Kreuzstücke DN > 200

JACKETED PIPES
TUYAUX À DOUBLE ENVELOPPE
DOPPELMANTELROHRLEITUNGEN



Please ask our experts for special requirements
N'hésitez pas à nous consulter pour toutes demandes spécifiques
Sprechen Sie uns an, für spezifische Lösungen

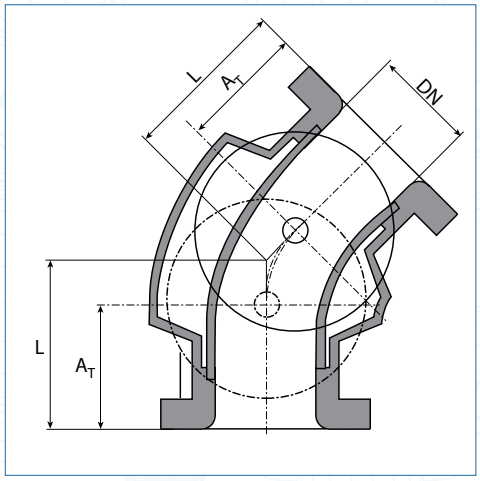

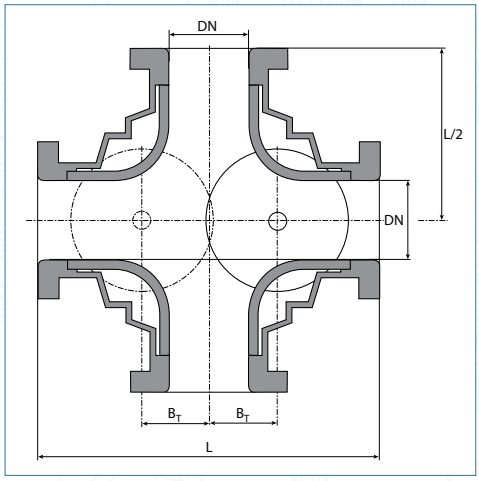

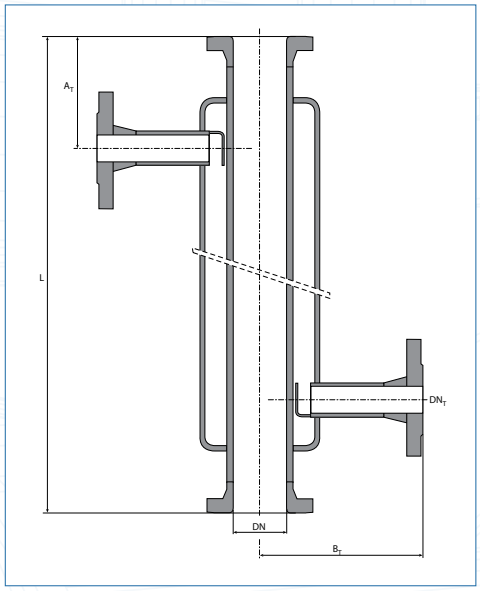

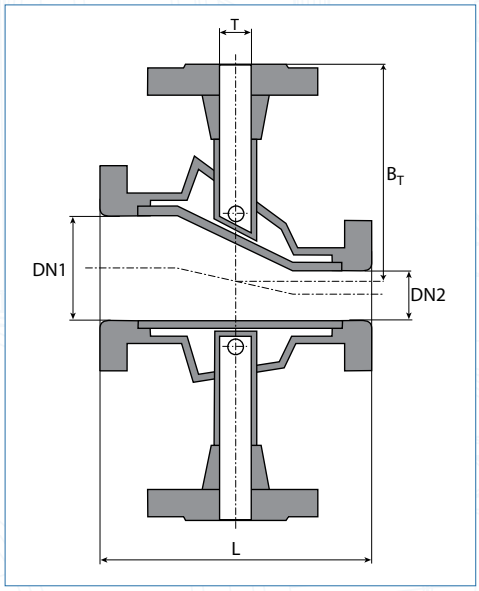



SPECIAL PARTS
PIÈCES SPÉCIALES
SPEZIALTEILE

Please ask our experts for special requirements
N'hésitez pas à nous consulter pour toutes demandes spécifiques
Sprechen Sie uns an, für spezifische Lösungen

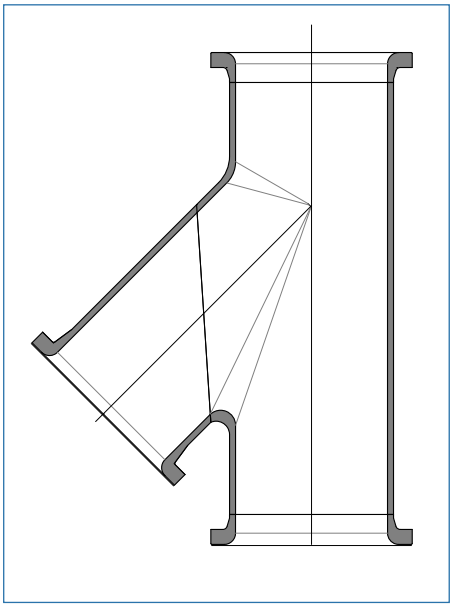

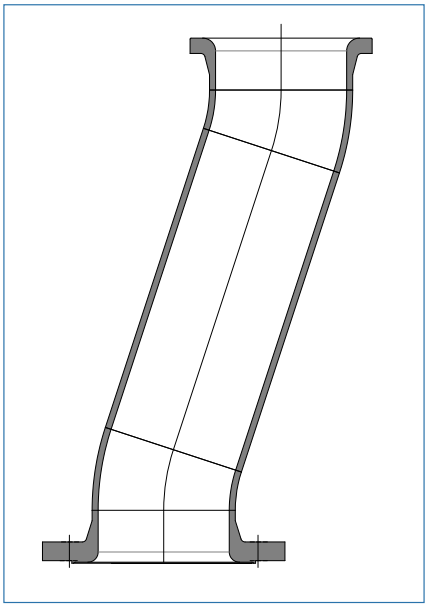

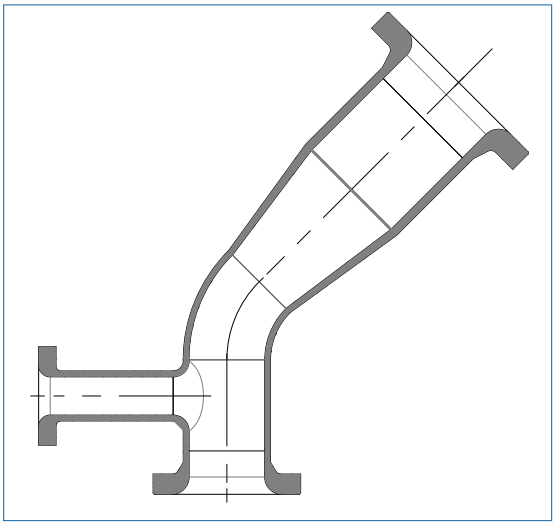

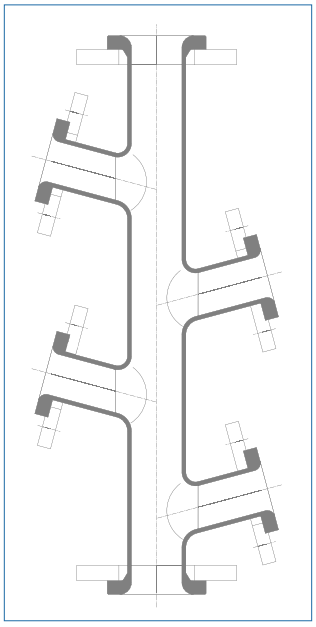

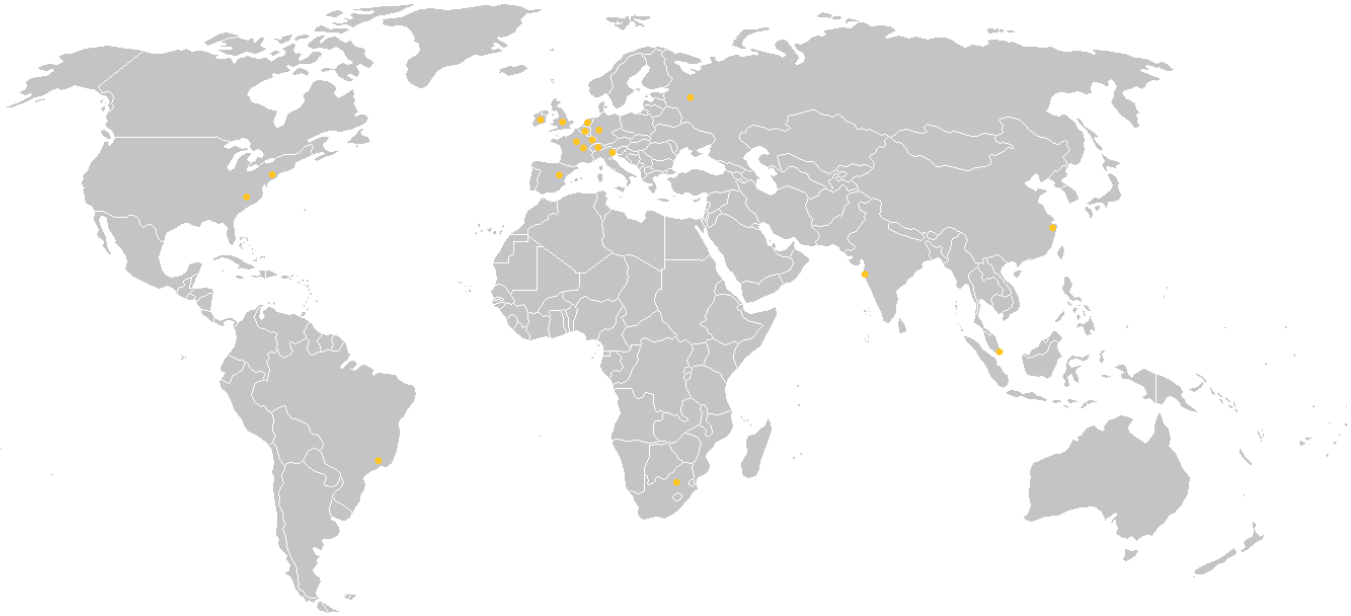

De Dietrich
PROCESS SYSTEMS

DE DIETRICH SAS
Château de Reichshoffen
F/67891 Niederbronn Cedex
Phone +33 3 88 80 26 00
Fax +33 3 88 80 26 95
www.dedietrich.com

BENELUX
De Dietrich Process Systems N.V.
B - Heverlee-Leuven
Phone +32 16 40 5000
Fax +32 16 40 5500
info@benelux.dedietrich.com

BRAZIL
De Dietrich Do Brasil Ltda
São Paulo
Phone +55 11 2703 7380
Fax +55 11 2702 4284
brasil@dedietrich.com.br

CHINA
De Dietrich Process Systems Co. Ltd
Wuxi
Phone +86 510 6696 7500
Fax +86 510 6696 7599
info@dedietrichchina.com

GERMANY
De Dietrich Process Systems GmbH
Mainz
Phone +49 6131 9704 0
Fax +49 6131 9704 500
mail@qvf.de

FRANCE
De Dietrich S.A.S.
Zinswiller
Phone +33 3 88 53 23 00
sales@dedietrich.com

De Dietrich Process Systems Semur S.A.S.
Semur-en-Auxois
Phone +33 3 80 97 12 23
Fax +33 3 80 97 07 58
info.semur@dedietrich.com

GREAT BRITAIN / IRELAND
De Dietrich Process Systems Ltd
Stafford
Phone +44 1785 609 900
Fax +44 1785 609 899
sales@ddpsltd.co.uk

Shannon
Phone +35 361 366924
Fax +35 361 366854
moconnor@dedietrich.ie

HUNGARY
De Dietrich S.A.S.
Budapest
Phone +36 20 56 83 444
info.hu@dedietrich.com

INDIA
De Dietrich Process Systems (India) Pvt, Ltd
Mumbai
Phone +91 22 6742 42 70
Fax +91 22 28 505 731
sales@dedietrich.co.in

Hyderabad
Phone +91 40 2980 5442
Fax +91 40 2980 5441
sales@dedietrich.co.in

SINGAPORE
De Dietrich Singapore (PTE) Ltd
Singapore
Phone +65 68 61 12 32
Fax +65 68 61 61 12
info.sg@dedietrich.com

SOUTH AFRICA
De Dietrich South Africa (PTY) Ltd
Dunswart
Phone +27 11 918 4131
Fax +27 11 918 4133
ddsa@iafrica.com

SPAIN
De Dietrich Equipos Quimicos S.L.
Barcelona
Phone +34 93 292 0520
Fax +34 93 21 84 709
comercial@dedietrich.es

SWITZERLAND
De Dietrich Process Systems AG
Bubendorf
Phone +41 61 925 11 11
Fax +41 61 921 99 40
info@rosenmund.com

UNITED STATES
De Dietrich Process Systems Inc.
Mountainside, NJ
Phone +1 908 317 2585
Fax +1 908 889 4960
sales@ddpsinc.com

Charlotte, NC
Fax +1 704 588 68 66
sales@ddpsinc.com

The international business group De Dietrich Process Systems is the leading provider of system solutions and reactors for corrosive applications as well as plants for mechanical solid/liquid separation and drying. The system solutions from De Dietrich Process Systems are used in the industrial areas of pharmaceuticals, chemicals and allied industries.

www.dedietrich.com

The information contained in this brochure is for general guidance only and is not contractual. We reserve the right to modify, alter, delete or supersede any of the products and services described herein without notice or liability.
© 2016 De Dietrich® SAS. All rights reserved. EQ-GB/FR/DE-33-V1-04/16